

Florida State University

*Centers and Institutes Review 2013*

September 2014

## **Executive Summary**

The purpose of this review is to assess the activities of 23 Centers and Institutes at FSU. Nine are within the College of Social Sciences and Public Policy, four are within the College of Communication and Information, two are housed within the College of Arts and Sciences, four are housed within the College of Medicine, one is within the College of Engineering, one is housed within the International Programs area, one is housed jointly between the Colleges of Medicine and Human Sciences and one is housed jointly within the Colleges of Medicine and Law.

This review contains the following Centers and Institutes:

- Center for Demography and Population Health
- Communication Research Center
- Gus A. Stavros Center for the Advancement of Free Enterprise and Economic Education
- Pepper Institute on Aging and Public Policy
- DeVoe L. Moore Center for the Study of Critical Issues in Economic Policy and Government
- Florida Center for Public Management
- Florida Public Affairs Center
- Center for Civic and Nonprofit Leadership
- Institute for Cognitive Sciences
- L.L. Schendel Speech and Hearing Clinic
- Claude Pepper Center
- Center for Rural Health Research and Policy
- Center for Intelligent Systems, Control and Robotics (CISCOR)
- Center for the Study of Democratic Performance
- PALM (Partnerships Advancing Library Media) Center
- Autism Institute
- Center for Security & Assurance in IT (C-SAIT)
- Center on Global Health
- Center for Universal Research to Eradicate Disease (CURED)
- Center for Innovative Collaboration in Medicine and Law
- Institute of Sports Sciences and Medicine
- Institute for Digital Information and Scientific Communication
- Florida-Costa Rica Linkage Institute (FLORICA)

These Centers and Institutes provide a wide range of services, generate research and conference presentations, support direct work in the classroom, assist federal, state and local governments, serve non-profits and provide direct service to the community.

Of the 23 Centers reviewed, 17 have no E&G funding. Of the 6 that do, the ROI ranges from 1:04 to 1:7.84. They are funded through several means: state contracts, several are funded through federal contracts or grants, several have endowment funds, though this is often combined with other funding sources, one receives a portion of its funding through royalties from a patent and one is funded primarily through fees for services offered.

Two of the Centers—PALM (Partnerships Advancing Library Media) Center and the Center for Universal Research to Eradicate Disease (CURED)—are recommended for termination. The others are recommended to retain their active status.

The Institutes and Centers reviewed in this report include:

### **Center for Demography and Population Health**

*Director: Karin L. Brewster*

The Center for Demography and Population Health supports evidence-based public policy through its interdisciplinary research on demographic processes and population health; trains Master's students seeking careers as applied demographers; and mentors doctoral students in social demography, population economics, social epidemiology, and environment and health.

### **Communication Research Center**

*Director: Jay D. Rayburn*

The Communication Research Center provides space and facilities for all types of communication research. In addition to its own library and information resource service, the center provides lab experiences for graduate students and research facilities for faculty. It functions as a field research center for public opinion

research. The center serves the faculty by providing support for a range of contract and grant activities.

### **Gus A. Stavros Center for the Advancement of Free Enterprise and Economic Education**

*Director: Joe Calhoun*

The mission of the Stavros Center is to further free enterprise and economic education in the schools and the broader community. The Center develops and disseminates innovative ideas and materials that will help make economics more interesting and understandable.

### **Pepper Institute on Aging and Public Policy**

*Director: John R. Reynolds*

The mission of the Pepper Institute on Aging and Public Policy is to initiate research, educate students and provide outreach activities that address the opportunities and challenges of an aging population.

### **DeVoe L. Moore Center for the Study of Critical Issues in Economic Policy and Government**

*Director: Sam Staley*

The Center's mission is to educate the public and policymakers on the role of markets and private property rights play in advancing society, with an emphasis on state and local government policy and the impacts of regulation.

### **Florida Center for Public Management**

*Director: Ben Green*

The Florida Center for Public Management (FCPM) is a resource for improving management, leadership, and organizational effectiveness. One of the primary

activities of FCPM is to deliver the Certified Public Manager (CPM) Program, which is a nationally-recognized leadership development program for governmental managers and supervisors. The CPM program is delivered in 38 states.

### **Center for Disaster Risk Policy**

*Director: Audrey Heffron-Casserleigh*

The Center is the research arm of the FSU Emergency Management and Homeland Security Program. As such, the Center for Disaster Risk Policy (CDRP) conducts both applied and academic research activities in partnership with local, state, and Federal organizations.

### **Center for Civic and Nonprofit Leadership**

*Director: Ralph S. Brower*

To provide support and service to nonprofit organizations and their leaders in strengthening civil society by providing consulting and training, gathering and disseminating timely information, and promoting educational opportunities for current and future nonprofit leaders.

### **Institute for Cognitive Sciences**

*Director: Michael Kaschak*

The mission of the center is to provide students with opportunities to pursue broad training opportunities within the interdisciplinary field of cognitive science.

### **L.L. Schendel Speech and Hearing Clinic**

*Director: Lisa Scott*

The L. L. Schendel Speech and Hearing Clinic has a dual mission: (a) to provide

effective community services that improve the communication abilities of individuals of all ages and (b) to provide a teaching and clinical research laboratory that seeks to develop exemplary assessment and treatment procedures for use by our students and professionals in speech-language pathology and audiology. Innovative and relevant theory development, research, and services are viewed as efforts that combined, strive for one goal: the enhancement of the communicative well-being of the individuals served.

### **Claude Pepper Center**

*Director: Larry Polivka*

The central mission of the Claude Pepper Center at Florida State University is to use information and data from multiple sources to help inform policy makers, researchers, teachers, the media and the general public about the health, long term care and income security challenges confronting the nation's older citizens.

### **Center for Rural Health Research and Policy**

*Director: Gail R. Bellamy*

The core mission of the center includes researching and addressing the unique challenges and opportunities facing Florida's rural health care system, providers, and consumers.

### **Center for Intelligent Systems, Control and Robotics (CISCOR)**

*Director: Emmanuel Collins*

The vision of the Center for Intelligent Systems, Control, and Robotics (CISCOR) is to use state-of-the-art technology to develop practical solutions to problems in systems, control and robotics for applications in industry and government. CISCOR represents a cooperative approach for conducting interdisciplinary research in the automated systems area across two departments (Mechanical and Electrical & Computer) in the College of Engineering and the FSU Department of Computer Science. The Center's goal is to provide a means for the State of Florida

to achieve national prominence in the area of automated systems and to assume a leadership role in the State of Florida's technology of the future.

### **Center for the Study of Democratic Performance**

*Director: William D. Berry*

The Center for the Study of Democratic Performance (CSDP) at Florida State University promotes research on how democratic institutions and processes affect such things as voting, representation, and policymaking in order to assess the extent to which the practice of democracy conforms to democratic ideals. To accomplish this end, the CSDP provides research support for Center faculty and graduate students, offers research assistantships to exceptional undergraduate students, and sponsors lectures and conferences.

### **Autism Institute**

*Director: Amy Wetherby*

The FSU Autism Institute was established to coordinate and promote research, education, and service related to autism spectrum disorder (ASD). The mission of the Autism Institute is: 1) to promote interdisciplinary research that advances scientific knowledge of ASD; 2) to bridge the gap between scientific knowledge and clinical/educational practice; 3) to build the capacity of primary care and other service providers, educators, employers, family members, and individuals with ASD to improve outcomes through research and training; and 4) to maximize the use of innovative video and computer information technology in research, education, and service related to ASD.

### **Center for Security & Assurance in IT (C-SAIT)**

*Director: Mike Burmester*

The mission of the Center for Security and Assurance in Information Technology (C-SAIT) is to serve as a focal point for members of different academic disciplines, government, and industry, to carry out world-class research and to advance the practice and public awareness of information technology security and

assurance through education and public service. C-SAIT is dedicated to the synthesis of education and research through combined focus on the theory and applications of Information Security. The primary research function of the Center is to provide an environment that fosters world-class, applied research in information security technology, with a focus on innovation and learning.

### **Center on Global Health**

*Director: Daniel Van Durme*

The Center on Global Health will advance the mission of the FSU College of Medicine by supporting, promoting, and facilitating, global health research, policy implementation, and training through collaboration between the FSU COM and the U.S. and global health partners.

### **Center for Innovative Collaboration in Medicine and Law**

*Director: Marshall B. Kapp*

The Center for Innovative Collaboration in Medicine and Law fosters the development of a collaborative approach to the challenges facing the fields of medicine and law. The Center uses a patient/client-centered approach. This Center is dedicated to finding ways to ensure that law and medicine work together to better meet consumer and family needs. The Center will be a “solution shop”—a collaboration of medical and legal experts who will develop innovative approaches to dealing with complex issues regarding health care. In this way, the Center will not only serve to advance the practices of medicine and law, but also to influence policy decision makers.

### **Institute of Sports Sciences and Medicine**

*Director: TBA*

The Institute will serve as a multidisciplinary, developmental center, providing research and educational programs in sports sciences, sports medicine, athletic/human performance and injury prevention to the medical and scientific community and the general public.

## **Institute for Digital Information and Scientific Communication**

*Director: Gregory Riccardi*

The Institute will create repositories of information of particular interest to one or more research disciplines, make the information accessible to interested parties, and foster improvements in scientific communication. We develop and apply analysis and organization methods to create decision support systems for the individual disciplines. The Institute activities will advance the science of information analysis and organization, improve the research capabilities of research disciplines, and engage students in research and communication activities.

## **Florida-Costa Rica Linkage Institute (FLORICA)**

*Director: Gisela Fisher*

The goals of the Florida-Costa Rica Linkage Institute (FLORICA) are to assist in the development, promotion and support of commercial, cultural, and academic linkages between Florida and Costa Rica.

## Questions for Centers and Institutes (C/I) Review

### *Mission and C/I activities*

***Please provide contact information, both for management and for budget information.***

Name of Center or Institute: Center for Demography and Population Health

Address: 113 Collegiate Loop Rd. Tallahassee, Florida 32306-2240

Phone: 850-644-1762

Director:

Director e-mail address: [karin.brewster@fsu.edu](mailto:karin.brewster@fsu.edu)

Phone: 850-644-7106

Budget and funding contact:

Contact e-mail address: [aperry2@fsu.edu](mailto:aperry2@fsu.edu)

Phone: 850-644-7112

Web Link: <http://popcenter.fsu.edu/>

If multidisciplinary, please list departments associated with C/I:

- Economics
- Sociology
- Urban and Regional Planning

***What is the Center's or Institute's mission statement?***

CDPH supports evidence-based public policy through its interdisciplinary research on demographic processes and population health; trains Master's students seeking careers as applied demographers; and mentors doctoral students in social demography, population economics, social epidemiology, and environment and health.

***Briefly, what activities are consistently performed that move the C/I toward meeting its established mission? This section should also include activities related to meeting the State Board of Governor's mission.***

Activities:

- a. Strengthen quality and reputation of scholarship, research and innovation in the areas of population health and mortality, fertility and reproductive health, and family structure and change.

- b. Increase collaboration and external support for research activity in the areas of population health and mortality, fertility and reproductive health, and family structure and change.
- c. Increase the number of degrees awarded in STEM and other areas of strategic emphasis, through its administration of the Master of Science in Demography degree program.
- d. Increase levels of community and business engagement through its start-up, the Applied Demographics Studio, which seeks to provide demographic consulting to local governments and non-profits in Florida.

### ***Overall Status***

What is the Center or Institute best known for? CDPH is best known for its training program; we administer the longest-running and most successful degree program in Applied Demography in the United States. Our alumni are employed by state and local governments throughout the country and by many federal offices, with the greatest share going to the U.S. Bureau of the Census.

What is the greatest strength of the Center or Institute? Our greatest strength is the reputation of our graduates for their competence as Applied Demographers, which translates into a post-graduation job placement rate approaching 75% within three months of graduation and 100% within six months.

What are the most significant challenges facing the Center or Institute? CDPH faces two critical challenges:

(1) *Because faculty lines are in departments, not centers, we are unable to hire faculty to replace those who have moved to other universities or retired.* Since 2007, we have experienced a 40% reduction in number of faculty Associates. The decrease means more than being down in numbers; we have also lost grants won by these faculty members and their substantive expertise.

(2) In contrast to population centers at other universities, *CDPH lacks programming and data management support personnel.* This lack has three impacts: (a) it limits the scope of faculty research because faculty members must do their own programming or work with colleagues at universities with such support; (b) it limits our competitiveness in grant applications and leads some faculty to subcontract for funding—meaning that FSU loses indirect costs; and (c) it limits our ability to provide practical experience—and partial funding—for students as programming trainees (although the new Applied Demographics Studio is intended to remedy this last item).

### ***Funding –***

**Please provide the source and amount of expenditures from 2008-2009 to 2012-2013, using the following categories.**

<b>Expenditures</b>	<b>2008-2009</b>	<b>2011-2012</b>	<b>2012-2013</b>
University (E&G)	\$321,126	\$67,259	\$63,921
State (General Revenue Other than E&G)	0	0	0
State (C&G)	\$244,978	\$11,843	0
Federal	0	0	0
Local	0	0	0
Private / nonprofit organization	\$12,113	\$11,553	\$12,996
Endowment proceeds	0	0	0
Proceeds from patents or royalties	0	0	0
Sales from services or products	0	0	0
Others (specify)	0	0	0
<b>Total expenditures</b>	<b>\$578,217</b>	<b>\$78,812</b>	<b>\$76,917</b>

### **Endowment Information**

Is the C/I supported in whole or in part by proceeds from an endowment? **No.**

### **Contract and Grant Information**

	<b>2008-2009</b>	<b>2011-2012</b>	<b>2012-2013</b>
Number of proposals submitted	1	4	2
Number of proposals funded	1	0	0
Proposals Made Jointly with Individuals not Directly associated with the Center / Institute	0	0	0
<b>Total amount of awards</b>	<b>\$771,393</b>	<b>0</b>	<b>0</b>

- Are any of the contracts or grants multi-year? **n/a**
- How many years does the Center or Institute have left on any current contract or grant? **0**

- Have any contracts or grants been renewed during this reporting period?  
If yes, how many? **0**

#### **Other Center or Institute Activities**

- Have any patents or royalties been generated? If so, please describe. **n/a**
- Has the Center or Institute applied for a patent that has not yet been granted? If so, please describe. **n/a**

#### ***Employment --***

##### **University Positions associated with your C/I**

	2008-2009	2011-2012	2012-2013
Number of Faculty (FTE)	.75	.75	.75
Number of A&P and USPS positions (FTE)	2.0	1.0	1.0
<b>Total Positions</b>	<b>2.75</b>	<b>1.75</b>	<b>1.75</b>

##### **Student Employment (include graduate and undergraduate)**

**None**

	2008-2009	2011-2012	2012-2013
Number of research assistants employed (FTE)			
Number of teaching assistants employed (FTE)			
Number of interns (with stipend or			

OPS)			
Number of interns (without pay)			
Total student positions	0	0	0

**Other Student Financial Benefits (include graduate and undergraduate)**

	2008-2009	2008-2009	2011-2012	2011-2012	2012-2013	2012-2013
	Number	\$ Amount	Number	\$ Amount	Number	\$ Amount
Out of state tuition waivers	0	0	0	0	0	0
Student fellowships	0	0	0	0	0	0
Scholarships	0	0	0	0	0	0
Post-doctoral support	0	0	0	0	0	0
Amount of student travel support	0	0	3	\$900	6	\$1,500
Amount of registration for student conference attendance	0	0	0	0	0	0
Other support: In-state tuition waiver, partial for two outstanding students	0	0	0	0	2	\$14,526

## ***Research and Extension --***

*Note: Web-delivered and CD Rom publications are to be counted in these totals.*

### **Publications (in Refereed Journals, Peer-Reviewed Books or Peer-Reviewed Chapters)**

Do not include those credited to the faculty member's primary academic department that are unrelated to the C/I mission.

#### **Publications are reported for calendar years.**

	2008 - 2009	2011-2012 (2011 only)	2012 - 2013
Number of faculty publications	34	25	26
Number of student publications	0	0	0
Number of publications authored jointly with other faculty at FSU	4	12	11
Number of publications authored jointly with students in the C/I	6	4	6
Number of publications authored jointly with faculty at locations other than FSU	14	5	4

- \* Center records do not include student publications unless they are co-authored with faculty Associates.

**Please have a list of relevant publications available if requested.**

## Other Publications and Conference Papers

**Presentations are reported for calendar years.**

	2008-2009	2011-2012 (2011 only)	2012-2013
Number of extension or outreach publications	0	0	0
Number of <u>national</u> conference papers submitted	DK*	DK*	DK*
Number of <u>national</u> conference papers accepted	17	14	14
Date, Conference and Name of presentation(s)	**	**	**
Number of <u>regional</u> conference papers submitted	DK*	DK*	DK*
Number of <u>regional</u> conference papers accepted	9	8	8
Date, Conference and Name of presentation(s)	**	**	**
Number of <u>international</u> conference papers accepted	3	4	2
Date, Conference and Name of presentation(s)	**	**	**

\* Only accepted presentations recorded.

\*\* Available upon request

## Annual Report

Does the Center or Institute produce an annual report? The CDPH Director writes a short column each year for the annual report of the College of Social Sciences and Public Policy. Available at <http://coss.fsu.edu/about/annual-report>

### Student Publications

	2008-2009	2011-2012	2012-2013
Number of student theses credited to or associated with the C/I	7	7	6
Number of dissertations	0	0	0
Number of any other student papers	0	0	0

### Professional Development and Assistance

#### Consulting

	2008-2009	2011-2012	2012-2013
Number of consulting contracts	0	1	1
Name of consulting recipient(s)	n/a	City of Palmetto	Florida Coalition against Domestic Violence
Consulting Subject or Topic		Electoral redistricting	Mapping shelter locations
Amount of funding provided through general funds of the C/I	n/a	0	0
Amount of funding obtained through contract in addition to general C/I funds	n/a	\$9,000	\$3,042

**Technical Assistance: None**

	2008-2009	2011-2012	2012-2013
Number of technical assistance sessions or seminars offered	0	0	0
Name of technical assistance recipient(s)	n/a	n/a	n/a
Technical Assistance Subject or Topic	n/a	n/a	n/a
Amount of Funding	n/a	n/a	n/a

**Conferences or Symposia**

How many conferences or symposia has the Center or Institute sponsored or hosted during this reporting period. Please list.

- Support provided to the Southern Demographic Association Annual Meeting, 2011, held at the DoubleTree in Tallahassee.

Comments or additional information: CDPH also provided support for the presidential banquet at the Southern Demographic Association 2013 annual meeting

**Management**

- Please provide an organizational chart.
- Is the Center or Institute legislatively created? **No.**
- Does the Center or Institute have an advisory board? **No.**
  - How often are meetings held? **n/a.**
  - Does the board manage the C/I or does it serve in an advisory capacity? **n/a.**  
Please describe and include a list of current members.
- How long has the director served? **Four years.**
- How does the directorship change hands? **Three-year term, with renewal voted on by faculty and approved by Dean.**
- Are there any issues associated with management transition? **No.**
- If there are multiple sites, how are they administered? Who has final oversight? **n/a**

Comments or additional information: n/a

**Additional Issues**

**Issues facing the Center or Institute: None**

## Overall Evaluation

- ✓ The Center for Demography and Population Health (CDPH) is meeting its mission of supporting evidence-based public policy through its interdisciplinary research on demographic processes and population health. It does so by training Masters students and mentoring doctoral students. CDPH administers the longest-running and most successful degree program in Applied Demography in the United States. It also works to increase collaboration and external support for research activity in the areas of population health and mortality, fertility and reproductive health, and family structure and change. It generates numerous journal articles and conference presentations and provides opportunities for student theses.
- ✓ Its ROI for E&G funding is 1:.20. That is, for each dollar of E&G invested, an additional \$.20 is added to the Center's budget.
- ✓ No changes are recommended.
- ✓ Retain active status.

## Questions for Centers and Institutes (C/I) Review

### *Mission and C/I activities*

***Please provide contact information, both for management and for budget information.***

Name of Center or Institute: Communication Research Center

Address: UCC Ste. 3100, FSU, Tallahassee, FL 32306

Phone: 850-644-5034

Director:

Director e-mail address: jrayburn@fsu.edu

Phone: 850-644-8750

Budget and funding contact:

Contact e-mail address: same

Phone: same

Web Link:

If multidisciplinary, please list departments associated with C/I:

### ***What is the Center's or Institute's mission statement?***

The Communication Research Center provides space and facilities for all types of communication research. In addition to its own library and information resource service, the center provides lab experiences for graduate students and research facilities for faculty. It functions as a field research center for public opinion research. The center serves the faculty by providing support for a range of contract and grant activities.

***Briefly, what activities are consistently performed that move the C/I toward meeting its established mission? This section should also include activities related to meeting the State Board of Governor's mission. The State Board of Governors mission includes the following:***

1. Strengthen Quality and Reputation of Academic Programs and Universities
2. Increase Degree Productivity and Program Efficiency
3. Increase the Number of Degrees Awarded in STEM and Other Areas of Strategic Emphasis
4. Strengthen Quality and Reputation of Scholarship, Research and Innovation
5. Increase Research and Commercialization Activity
6. Increase Collaboration and External Support for Research Activity

7. Strengthen Quality and Recognition of Commitment to Community and Business Engagement
8. Increase Levels of Community and Business Engagement
9. Increase Community and Business Workforce

Activities: The Communication Research Center has been a center in name only for the last seven years or so. We have had no contracts nor have had any deposits of funds, done any work for any organization, etc.

### ***Overall Status***

- What is the Center or Institute best known for?
- What is the greatest strength of the Center or Institute?
- What are the most significant challenges facing the Center or Institute?

### ***Funding –***

**Please provide the source and amount of expenditures from 2008-2009 to 2012-2013, using the following categories.**

<b>Expenditures</b>	<b>2008-2009</b>	<b>2011-2012</b>	<b>2012-2013</b>
University (E&G)	0	0	0
State (General Revenue Other than E&G)	0	0	0
State (C&G)	0	0	0
Federal	0	0	0
Local	0	0	0
Private / nonprofit organization	0	0	0
Endowment proceeds	0	0	0
Proceeds from patents or royalties	0	0	0
Sales from services or products	0	0	0
Others (specify)	0	0	0
<b>Total expenditures</b>	<b>0</b>	<b>0</b>	<b>0</b>

### Endowment Information

Is the C/I supported in whole or in part by proceeds from an endowment?

If so:

- What is the amount of the endowment?
- Where is the endowment managed?
- Does the C/I spend only interest earnings?
- Does the C/I spend part of the capital of the endowment?

### Contract and Grant Information

	2008-2009	2011-2012	2012-2013
Number of proposals submitted	0	0	0
Number of proposals funded	0	0	0
Proposals Made Jointly with Individuals not Directly associated with the Center / Institute	0	0	0
<b>Total amount of awards</b>	<b>0</b>	<b>0</b>	<b>0</b>

- Are any of the contracts or grants multi-year?
- How many years does the Center or Institute have left on any current contract or grant?
- Have any contracts or grants been renewed during this reporting period?  
If yes, how many?

### Other Center or Institute Activities

- Have any patents or royalties been generated? If so, please describe.
- Has the Center or Institute applied for a patent that has not yet been granted? If so, please describe.

Comments or additional information: n/a

***Employment --***

**University Positions associated with your C/I**

	2008-2009	2011-2012	2012-2013
Number of Faculty (FTE)			
Number of A&P and USPS positions (FTE)			
<b>Total Positions</b>			

**Student Employment (include graduate and undergraduate)**

	2008-2009	2011-2012	2012-2013
Number of research assistants employed (FTE)			
Number of teaching assistants employed (FTE)			
Number of interns (with stipend or OPS)			
Number of interns (without pay)			
Total student positions			

**Other Student Financial Benefits (include graduate and undergraduate)**

	2008-2009	2008-2009	2011-2012	2011-2012	2012-2013	2012-2013
	Number	\$ Amount	Number	\$ Amount	Number	\$ Amount
Out of state tuition waivers						
Student fellowships						
Scholarships						
Post-doctoral support						
Amount of student travel support						
Amount of registration for student conference attendance						
Other support (specify)						

Comments or additional information                      n/a

***Research and Extension --***

*Note: Web-delivered and CD Rom publications are to be counted in these totals.*

**Publications (in Refereed Journals, Peer-Reviewed Books or Peer-Reviewed Chapters)**

Do not include those credited to the faculty member's primary academic department that are unrelated to the C/I mission.

	2008-2009	2011-2012	2012-2013
Number of faculty publications			
Number of			

student publications			
Number of publications authored jointly with other faculty at FSU			
Number of publications authored jointly with students in the C/I			
Number of publications authored jointly with faculty at locations other than FSU			

**Please have a list of relevant publications available if requested.**

**Other Publications and Conference Papers: None**

	2008-2009	2011-2012	2012-2013
Number of extension or outreach publications			
Number of <u>national</u> conference papers submitted			
Number of <u>national</u> conference papers accepted			
Date, Conference and Name of			

presentation(s)			
Number of <u>regional</u> conference papers submitted			
Number of <u>regional</u> conference papers accepted			
Date, Conference and Name of presentation(s)			

### **Annual Report**

Does the Center or Institute produce an annual report? If so, please have copies available or provide the web link.

### **Student Publications: None**

	2008-2009	2011-2012	2012-2013
Number of student theses credited to or associated with the C/I			
Number of dissertations			
Number of any other student papers			

## Professional Development and Assistance

### Consulting

	2008-2009	2011-2012	2012-2013
Number of consulting contracts			
Name of consulting recipient(s)			
Consulting Subject or Topic			
Amount of funding provided through general funds of the C/I			
Amount of funding obtained through contract in addition to general C/I funds			

### Technical Assistance: None

	2008-2009	2011-2012	2012-2013
Number of technical assistance sessions or seminars offered			
Name of technical assistance recipient(s)			
Technical Assistance Subject or Topic			
Amount of Funding			

### Conferences or Symposia

- How many conferences or symposia has the Center or Institute sponsored or hosted during this reporting period. Please list.

Comments or additional information: n/a

## ***Management***

- Please provide an organizational chart
- Is the Center or Institute legislatively created?
- Does the Center or Institute have an advisory board? How often are meetings held? Does the board manage the C/I or does it serve in an advisory capacity? Please describe and include a list of current members.
- How long has the director served?
- How does the directorship change hands?
- Are there any issues associated with management transition?
- If there are multiple sites, how are they administered? Who has final oversight?

Comments or additional information: n/a

## ***Additional Issues***

### **Issues facing the Center or Institute**

Currently the College is assessing how we can bring the Communication Research Center “back to life.” We are assessing our facilities, technological and fiscal needs in order to produce a new plan to reactivate the Center.

## **Overall Evaluation**

- ✓ The Center’s mission serves both students and faculty. In addition to its own library and information resource service, the center provides lab experiences for graduate students and research facilities for faculty. It functions as a field research center for public opinion research.
- ✓ There are no expenditures.
- ✓ No changes are recommended at this time.
- ✓ Retain active status while revision and funding plans are developed and implemented.

## Questions for Centers and Institutes (C/I) Review

### *Mission and C/I activities*

***Please provide contact information, both for management and for budget information.***

Name of Center or Institute: Gus A. Stavros Center for the Advancement of Free Enterprise and Economic Education

Address: 250 S. Woodward Ave., Tallahassee, FL 32306

Phone: (850) 644-4772

Director: James D. Gwartney, Professor of Economics

Director e-mail address: [jdgwartney@fsu.edu](mailto:jdgwartney@fsu.edu)

Phone: (850) 644-7645

Budget and funding contact: James D. Gwartney, Professor of Economics

Contact e-mail address: [jdgwartney@fsu.edu](mailto:jdgwartney@fsu.edu)

Phone: (850) 644-7645

Web Link: [www.coss.fsu.edu/stavros/](http://www.coss.fsu.edu/stavros/)

If multidisciplinary, please list departments associated with C/I:

### ***What is the Center's or Institute's mission statement?***

The mission of the Stavros Center is to further free enterprise and economic education in the schools and the broader community. The Center develops and disseminates innovative ideas and materials that will help make economics more interesting and understandable. It seeks to help instructors at all levels become great teachers of economics. Established in 1988, the Center is part of the Department of Economics, which is located within the College of Social Sciences and Public Policy. Faculty members associated with the Center are involved in The Excellence in Economic Education and the program for the Study of Free Enterprise and Political Economy. The Center is affiliated with the Council for Economic Education and the Florida Council for Economic Education. The Center's region within the Florida Council is comprised of 12 counties. The activities of the Center include Workshops and Seminars; Product Development; Training for Teachers and Research. Promote research on political economy and the institutional environment for the efficient operation of a free enterprise economy.

***Briefly, what activities are consistently performed that move the C/I toward meeting its established mission? This section should also include activities related to meeting the State Board of Governor's mission. The State Board of Governors mission includes the following:***

1. Strengthen Quality and Reputation of Academic Programs and Universities
2. Increase Degree Productivity and Program Efficiency
3. Increase the Number of Degrees Awarded in STEM and Other Areas of Strategic Emphasis
4. Strengthen Quality and Reputation of Scholarship, Research and Innovation
5. Increase Research and Commercialization Activity
6. Increase Collaboration and External Support for Research Activity
7. Strengthen Quality and Recognition of Commitment to Community and Business Engagement
8. Increase Levels of Community and Business Engagement
9. Increase Community and Business Workforce

Activities:

- a. Workshops and Seminars: Provide workshops, seminars, and materials designed to promote a better understanding of economic issues for teachers, university students, and local citizens.
- b. Product Development: Develop new and creative materials and approaches for teaching economics including videos, games, and computerized materials.
- c. Training for Teachers: Offer special courses and workshops for the training of active and future social science teachers that both cover the concepts of economics and focus on how to teach them in a stimulating manner.
- d. Research: Promote research on political economy and the institutional environment for the efficient operation of a free enterprise economy.

### ***Overall Status***

- What is the Center or Institute best known for?

The Center is best known for economic education. The Center provides a full-length online training course each semester taken by high school and college instructors throughout the state and nation. The Center also provides one and two-day workshops training teachers and sharing of economic education resources developed by the Center. Finally, the Center also provides online courses for high school students.

- What is the greatest strength of the Center or Institute?

Outstanding economic educators who are well connected with nationwide economic education organizations.

- What are the most significant challenges facing the Center or Institute?

Maintenance of excellence during a period of growth.

### ***Funding –***

**Please provide the source and amount of expenditures from 2008-2009 to 2012-2013, using the following categories.**

<b>Expenditures</b>	<b>2008-2009</b>	<b>2011-2012</b>	<b>2012-2013</b>
University (E&G)	\$44,400	\$39,400	\$39,400
State (General Revenue Other than E&G)	0	0	0
State (C&G)	0	0	0
Federal	0	0	0
Local	0	0	0
Private / nonprofit organization	\$6,000	\$10,000	\$35,000
Endowment proceeds	\$92,000	\$96,000	\$99,000
Proceeds from patents or royalties	0	0	0
Sales from services or products	0	0	0
Others (specify)	0	0	0
<b>Total expenditures</b>	<b>\$142,400</b>	<b>\$145,400</b>	<b>\$173,400</b>

### **Endowment Information**

Is the C/I supported in whole or in part by proceeds from an endowment?

If so:

- What is the amount of the endowment?  
\$2,297,173
- Where is the endowment managed?  
FSU Foundation
- Does the C/I spend only interest earnings?  
Yes, only interest
- Does the C/I spend part of the capital of the endowment?  
No

### Contract and Grant Information

	2008-2009	2011-2012	2012-2013
Number of proposals submitted	1	0	1
Number of proposals funded	1	0	1
Proposals Made Jointly with Individuals not Directly associated with the Center / Institute	0	0	0
<b>Total amount of awards</b>	\$6,000	0	\$25,000

- Are any of the contracts or grants multi-year?  
No.
- How many years does the Center or Institute have left on any current contract or grant?  
One year.
- Have any contracts or grants been renewed during this reporting period?  
If yes, how many?  
Yes, one grant.

### Other Center or Institute Activities

- Have any patents or royalties been generated? If so, please describe.  
No.
- Has the Center or Institute applied for a patent that has not yet been granted? If so, please describe.  
No.

Comments or additional information: n/a

***Employment --***

**University Positions associated with your C/I**

	2008-2009	2011-2012	2012-2013
Number of Faculty (FTE)	0	0	0
Number of A&P and USPS positions (FTE)	0	0	0
<b>Total Positions</b>	<b>0</b>	<b>0</b>	<b>0</b>

Note: The Director, Assistant Director, and Center staff are all officially employed by the Department of Economics. Only a portion of the Director and Assistant Director's summer salary comes out of the Stavros budget.

**Student Employment (include graduate and undergraduate)**

	2008-2009	2011-2012	2012-2013
Number of research assistants employed (FTE)	0	0	0
Number of teaching assistants employed (FTE)	0	0	0
Number of interns (with stipend or OPS)	0	0	0
Number of interns (without pay)	0	0	0
<b>Total student positions</b>	<b>0</b>	<b>0</b>	<b>0</b>

**Other Student Financial Benefits (include graduate and undergraduate)**

	2008-2009	2008-2009	2011-2012	2011-2012	2012-2013	2012-2013
	<b>Number</b>	<b>\$ Amount</b>	<b>Number</b>	<b>\$ Amount</b>	<b>Number</b>	<b>\$ Amount</b>
Out of state tuition waivers	0	0	0	0	0	0
Student fellowships	0	0	0	0	0	0
Scholarships	0	0	0	0	0	0
Post-doctoral support	0	0	0	0	0	0
Amount of student travel support	0	0	0	0	0	0
Amount of registration for student conference attendance	0	0	0	0	0	0
Other support (Graduate Student Assistantship)	2	\$23,000	2	\$27,000	2	\$27,000

Comments or additional information: *n/a*

***Research and Extension --***

*Note: Web-delivered and CD Rom publications are to be counted in these totals.*

**Publications (in Refereed Journals, Peer-Reviewed Books or Peer-Reviewed Chapters)**

Do not include those credited to the faculty member's primary academic department that are unrelated to the C/I mission.

	2008-2009	2011-2012	2012-2013
Number of faculty publications	0	0	0
Number of student publications	0	0	0
Number of publications authored jointly with other faculty at FSU	0	0	0
Number of publications authored jointly with students in the C/I	0	0	0
Number of publications authored jointly with faculty at locations other than FSU	0	0	0

**Please have a list of relevant publications available if requested.**

**Other Publications and Conference Papers: None**

	2008-2009	2011-2012	2012-2013
Number of extension or outreach publications	0	0	0
Number of <u>national</u> conference papers submitted	0	0	0
Number of <u>national</u> conference papers accepted	0	0	0
Date, Conference and Name of presentation(s)	0	0	0
Number of <u>regional</u> conference papers submitted	0	0	0
Number of <u>regional</u> conference papers accepted	0	0	0
Date, Conference and Name of presentation(s)	0	0	0

**Annual Report**

Does the Center or Institute produce an annual report? If so, please have copies available or provide the web link.

No.

**Student Publications: None**

	2008-2009	2011-2012	2012-2013
Number of student theses credited to or associated with the C/I	0	0	0
Number of dissertations	0	0	0
Number of any other student papers	0	0	0

**Professional Development and Assistance****Consulting: None**

	2008-2009	2011-2012	2012-2013
Number of consulting contracts	0	0	0
Name of consulting recipient(s)	0	0	0
Consulting Subject or Topic	0	0	0
Amount of funding provided through general funds of the C/I	0	0	0
Amount of funding obtained through contract in addition to general C/I funds	0	0	0

### Technical Assistance: None

	2008-2009	2011-2012	2012-2013
Number of technical assistance sessions or seminars offered	0	0	0
Name of technical assistance recipient(s)	0	0	0
Technical Assistance Subject or Topic	0	0	0
Amount of Funding	0	0	0

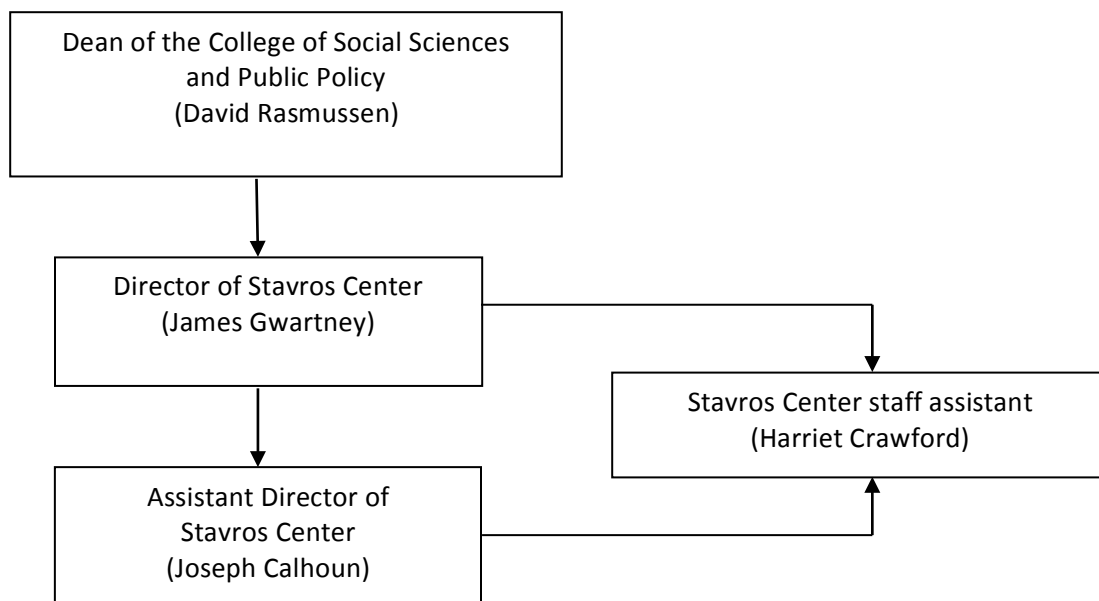
### Conferences or Symposia

- How many conferences or symposia has the Center or Institute sponsored or hosted during this reporting period. Please list.  
The Center sponsors an annual "Creative Teaching Ideas" conference each February.

Comments or additional information: n/a

### Management

- Please provide an organizational chart



- Is the Center or Institute legislatively created?  
No.
- Does the Center or Institute have an advisory board? How often are meetings held?  
No.
- Does the board manage the C/I or does it serve in an advisory capacity? Please describe and include a list of current members.  
No.
- How long has the director served?  
10 years
- How does the directorship change hands?  
The director serves at the discretion of the Dean of the College of Social Sciences and Public Policy. A committee created by the Chair of the Department of Economics would make recommendations for a change in director.
- Are there any issues associated with management transition?  
No.
- If there are multiple sites, how are they administered? Who has final oversight?  
Single site only.

Comments or additional information: n/a

### ***Additional Issues***

#### **Issues facing the Center or Institute**

The Center is expanding its involvement with teacher training and providing electronic course material for Common Sense Economics for Life to teachers throughout the nation. The Center hopes to train 1,000 teachers in the next three years to teach the course. Marketing and managing this project is the primary challenge facing the Center.

#### **Overall Evaluation**

- ✓ The Stavros Center is meeting its mission to further free enterprise and economic education in the schools and the broader community. The Center develops and disseminates innovative ideas and materials that will help make economics more interesting and understandable. It seeks to help instructors at all levels become great teachers of economics. It is best known for its workshops and seminars for economics educators. It also provides a small amount of student support. Its biggest challenge now is managing a large new national project.
- ✓ There are E&G funds within the Stavros Center budget. The ROI is for each dollar of E&G, \$3.40 is returned.
- ✓ No changes are recommended.
- ✓ Retain active status.

## Questions for Centers and Institutes (C/I) Review

### *Mission and C/I activities*

***Please provide contact information, both for management and for budget information.***

Name of Center or Institute: Pepper Institute on Aging and Public Policy

Address: 636 W. Call St., Pepper Center Building, Florida State University, Tallahassee, FL 32306-1121

Phone: 850-644-2831

Director: Dr. John Reynolds

Director e-mail address: john.reynolds@fsu.edu

Phone: 850-644-8825 (o), 850-661-6373 (c)

Budget and funding contact: Linda Jordan

Contact e-mail address: lajordan@admin.fsu.edu

Phone: 850-644-8558

Web Link: <http://pepperinstitute.fsu.edu>

If multidisciplinary, please list departments associated with C/I: Faculty associates of the Pepper Institute are from economics, geriatrics, political science, psychology, public health, social work, and sociology.

### ***What is the Center's or Institute's mission statement?***

The mission of the Pepper Institute on Aging and Public Policy is to initiate research, educate students and provide outreach activities that address the opportunities and challenges of an aging population.

***Briefly, what activities are consistently performed that move the C/I toward meeting its established mission? This section should also include activities related to meeting the State Board of Governor's mission. The State Board of Governors mission includes the following:***

1. Strengthen Quality and Reputation of Academic Programs and Universities
2. Increase Degree Productivity and Program Efficiency
3. Increase the Number of Degrees Awarded in STEM and Other Areas of Strategic Emphasis
4. Strengthen Quality and Reputation of Scholarship, Research and Innovation
5. Increase Research and Commercialization Activity
6. Increase Collaboration and External Support for Research Activity

7. Strengthen Quality and Recognition of Commitment to Community and Business Engagement
8. Increase Levels of Community and Business Engagement
9. Increase Community and Business Workforce

Activities:

A. In support of Research, the Pepper Institute offers grant support services (administrative staff), office space, and access to a 15-station computer lab. The computer lab is used by faculty and grad students for training workshops and for computer-based social science experiments (e.g., Jerit and Barabas. 2012. "Partisan Perceptual Bias and the Information Environment." *Journal of Politics* 74:672-84.). The Institute periodically hosts brown bag presentations by Institute faculty and students, and 1-2 times per year brings in a nationally renowned scholar for the Pepper Distinguished Speaker series (e.g., Prof. David Hacker, Yale, "Whither Retirement Security? The Political Struggle over Social Security and Medicare," Fall 2012). Faculty associates have allowances to support travel for presenting their work at conferences, and the Institute has a summer grant-writing fellowship program.

B. In support of Education, the Pepper Institute provides research opportunities for graduate students and administers the Osher Lifelong Learning Institute at FSU. Graduate student opportunities include research assistantships that often result in co-authored publications with faculty associates of the Institute (<http://pepperinstitute.fsu.edu/Research2/Publications>) and a competitive two-semester fellowship that supports dissertation research on aging and public policy. The dissertation fellowship has been funded from various sources including the Claude Pepper Center. The Osher Lifelong Learning Institute, or OLLI, at FSU is a non-credit adult education program for community residents age 50 and older. OLLI at FSU offers a wide range of scholarly courses, hosts a noon lecture series, organizes cultural trips in the Southeast, and has begun offering courses abroad by working in conjunction with FSU's International Programs and the University of Virginia's Semester at Sea program. In 2013-14, OLLI at FSU had more than 800 members and offered over 70 different courses.

C. In support of Outreach, the Pepper Institute participates in policy discussions and state legislative outreach efforts. Associates of the Institute contribute to community forums on policies related to aging and health (e.g., Senator Bill Nelson's Roundtable on Aging Policy Issues held at the Pepper Center in Feb. 2013), weighing in on topics such as the Affordable Health Care Act or the regulation and funding of long-term care facilities. With funding from the Florida Department of Transportation, the Pepper Institute supports Florida's state-wide Safe Mobility for Life Coalition whose goal is to reduce older driver crashes while maintaining their mobility. The Coalition's members are from 28 affiliated organizations spanning law enforcement, medicine, city planning, elder affairs, and traffic engineering. In support of the Coalition, the Pepper Institute employs a program coordinator and an office assistant, and the Institute houses the Safe Mobility for Life Resource Center that distributes educational and advocacy materials to events and individuals throughout the state (e.g., at last count over 7,000 aging road user guides have been sent to 2,675 Florida residents).

### ***Overall Status***

- What is the Center or Institute best known for?

The Pepper Institute is best known for its research on social policies that impact older adults in the U.S., for its robust adult education program, and for its advocacy and outreach related to older driver safety.

- What is the greatest strength of the Center or Institute?

The Pepper Institute's greatest strength is its multidisciplinary approach to identifying policies and hosting programs that meaningfully improve the quality of life for older adults and their families.

- What are the most significant challenges facing the Center or Institute?

One of the current challenges faced by the Pepper Institute is the need to strengthen the coordination of our efforts to obtain external funding and our outreach activities with those of the College of Medicine and the new Institute for Successful Longevity. Another challenge is university classroom and parking space constraints that hinder the continued growth of OLLI at FSU.

### ***Funding –***

**Please provide the source and amount of expenditures from 2008-2009 to 2012-2013, using the following categories.**

<b>Expenditures</b>	<b>2008-2009</b>	<b>2011-2012</b>	<b>2012-2013</b>
University (E&G)	\$273,554	\$68,727	\$81,762
State (General Revenue Other than E&G)	0	0	0
State (C&G)	\$95,237	\$100,505	\$188,229
Federal (C&G)	\$204,163	\$173,883	\$14,568
Local (C&G)	0	0	0
Private / nonprofit organization	\$144,213	0	0
Endowment proceeds	\$61,032	\$313,809	\$269,535
Proceeds from patents or royalties	0	0	0
Sales from services or products (OLLI fees)	\$69,076	\$72,184	\$158,102
Others (SRAD)	\$2,668	\$10,722	\$10,504
<b>Total expenditures</b>	<b>\$849,943</b>	<b>\$739,829</b>	<b>\$722,700</b>

### **Endowment Information**

Is the C/I supported in whole or in part by proceeds from an endowment?

The Pepper Institute is supported in part by the Pepper Fund for the Institute on Aging (F04830). The Institute also has covered some/all of the costs from symposia, outside speakers, and graduate student research appointments with spendable income from the Beverly Enterprises Fund for the Institute on Aging (F04752) and the Eagles Memorial Professorship in the Pepper Institute on Aging (F04753).

- What is the amount of the endowment?

As of 6/30/2014, the fund balances are \$2,193,667 (Pepper Fund), \$163,044 (Beverly Enterprises Fund), and \$227,954 (Eagles Memorial Professorship).

- Where is the endowment managed?

All of these funds are managed by the FSU Foundation.

- Does the C/I spend only interest earnings?

Only interest is spent.

- Does the C/I spend part of the capital of the endowment?

The Pepper Institute never spends any part of the capital.

### **Contract and Grant Information**

	2008-2009	2011-2012	2012-2013
Number of proposals submitted	3	3	1
Number of proposals funded	5	3	7
Proposals Made Jointly with Individuals not Directly associated with the Center / Institute	4	2	3
<b>Total amount of awards</b>	<b>\$447,900</b>	<b>\$459,200</b>	<b>\$492,134</b>

Note: Proposals funded can exceed the number submitted because proposals may not be funded until the following fiscal year, and multi-year awards are counted in terms of the number of years/award increments.

- Are any of the contracts or grants multi-year?

One grant during the review period was multi-year: Taylor, M. G. (2008–2012). “Inequality and Disability among Older Adults: Paths to Differential Trajectories.” Funded by National Institute on Aging-National Institutes of Health (NIH). (R00 AG030471).

- How many years does the Center or Institute have left on any current contract or grant?

The grant supporting the Comprehensive Older Driver Program will end on Sept. 30, 2014; Prof. Reynolds (PI) submitted a concept paper to FDOT requesting another year of funding (10-1-14 to 9-30-15) to continue this program for another year.

- Have any contracts or grants been renewed during this reporting period? If yes, how many?

To date the Pepper Institute has received four consecutive one-year grants from FDOT in support of the Comprehensive Older Program.

#### **Other Center or Institute Activities**

- Have any patents or royalties been generated? If so, please describe.

No patents or royalties.

- Has the Center or Institute applied for a patent that has not yet been granted? If so, please describe.

No patent applications.

***Employment --***

**University Positions associated with your C/I**

	2008-2009	2011-2012	2012-2013
Number of Faculty (FTE)	1.69	0.79	0.42
Number of A&P and USPS positions (FTE)	2.00	1.71	2.73
<b>Total Positions</b>	<b>3.69</b>	<b>2.50</b>	<b>3.15</b>

**Student Employment (include graduate and undergraduate)**

	2008-2009	2011-2012	2012-2013
Number of research assistants employed (FTE)	1.25	0.85	1.32
Number of teaching assistants employed (FTE)	0.26	0.00	0.00
Number of interns (with stipend or OPS)	0.49	0.97	1.34
Number of interns (without pay)	0.00	0.00	0.00
<b>Total student positions</b>	<b>2.00</b>	<b>1.82</b>	<b>2.66</b>

**Other Student Financial Benefits (include graduate and undergraduate)**

	2008-2009	2008-2009	2011-2012	2011-2012	2012-2013	2012-2013
	<b>Number</b>	<b>\$ Amount</b>	<b>Number</b>	<b>\$ Amount</b>	<b>Number</b>	<b>\$ Amount</b>
Out of state tuition waivers	0	0	0	0	0	0
Student fellowships	1	\$22,000	1	\$22,000	1	\$24,000
Scholarships	0	0	0	0	0	0
Post-doctoral support	0	0	0	0	0	0
Amount of student travel support	2	\$1,209	2	\$528	1	\$870
Amount of registration for student conference attendance	0	0	0	0	1	\$90
Other support (specify)	1	\$300	0	0	1	\$2,000

Comments or additional information: \$300 in 2008-9 was to cover graduate student Ben Kail's participation in a summer methods workshop; \$2,000 in 2012-3 was to partially pay for graduate student Melissa Bamford's travel to and housing in London in February 2013 when she collected data and conducted interviews with teachers at a primary school in Camden as part of a research project with her major professor Reynolds.

## ***Research and Extension --***

*Note: Web-delivered and CD Rom publications are to be counted in these totals.*

### **Publications (in Refereed Journals, Peer-Reviewed Books or Peer-Reviewed Chapters)**

Do not include those credited to the faculty member's primary academic department that are unrelated to the C/I mission.

	2008-2009	2011-2012	2012-2013
Number of faculty publications	17	14	18
Number of student publications	2	5	6
Number of publications authored jointly with other faculty at FSU	2	3	3
Number of publications authored jointly with students in the C/I	2	5	6
Number of publications authored jointly with faculty at locations other than FSU	9	7	9

A list of relevant publications is available upon request. Recent publications are listed at <http://pepperinstitute.fsu.edu/Research2/Publications>.

## Other Publications and Conference Papers

	2008-2009	2011-2012	2012-2013
Number of extension or outreach publications	0	0	0
Number of <u>national</u> conference papers submitted	11	14	10
Number of <u>national</u> conference papers accepted	11	14	10
Date, Conference and Name of presentation(s)	*	*	*
Number of <u>regional</u> conference papers submitted	12	8	5
Number of <u>regional</u> conference papers accepted	12	8	5
Date, Conference and Name of presentation(s)	*	*	*

\* A list of relevant conference presentations is available upon request.

## Annual Report

Does the Center or Institute produce an annual report? If so, please have copies available or provide the web link.

Current and past annual reports for the Pepper Institute are available at the Institute website, <http://pepperinstitute.fsu.edu/Information/Annual-Reports>.

**Student Publications**

	2008-2009	2011-2012	2012-2013
Number of student theses credited to or associated with the C/I	0	0	0
Number of dissertations	2	3	2
Number of any other student papers	2	5	6

**Professional Development and Assistance****Consulting: None**

	2008-2009	2011-2012	2012-2013
Number of consulting contracts	0	0	0
Name of consulting recipient(s)	0	0	0
Consulting Subject or Topic	0	0	0
Amount of funding provided through general funds of the C/I	0	0	0
Amount of funding obtained through contract in addition to general C/I funds	0	0	0

### Technical Assistance: None

	2008-2009	2011-2012	2012-2013
Number of technical assistance sessions or seminars offered	0	0	0
Name of technical assistance recipient(s)	0	0	0
Technical Assistance Subject or Topic	0	0	0
Amount of Funding	0	0	0

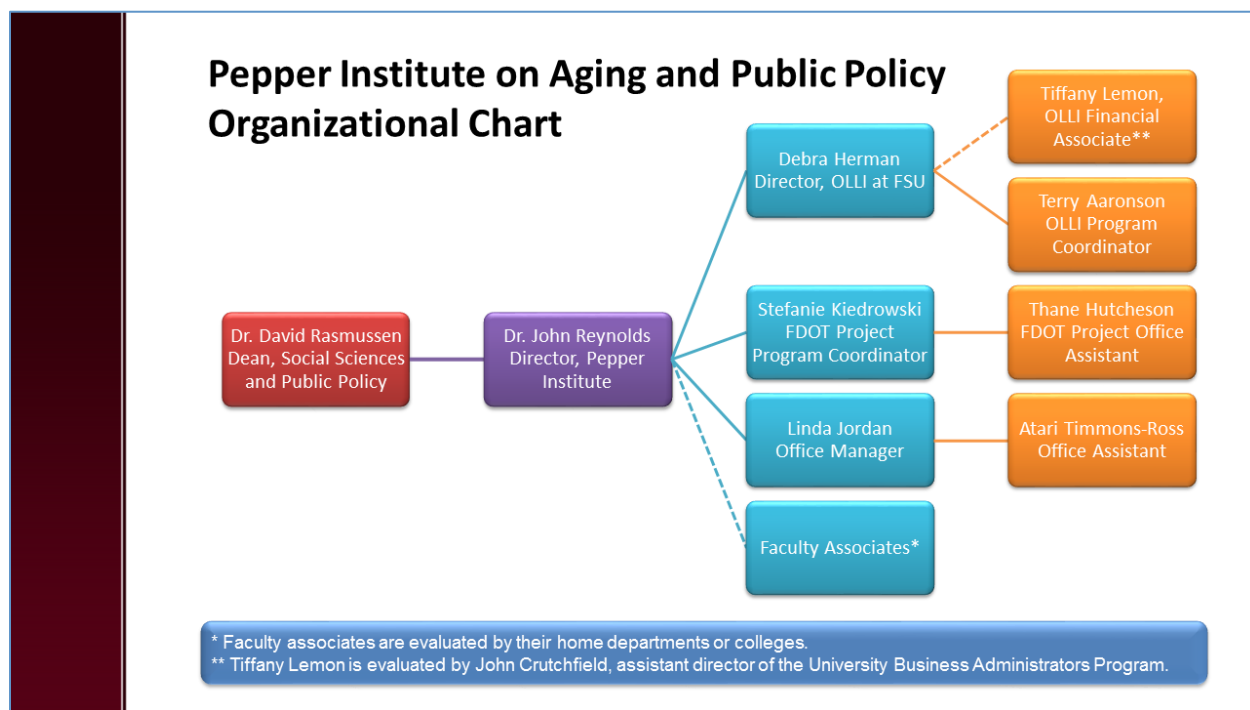
### Conferences or Symposia

- How many conferences or symposia has the Center or Institute sponsored or hosted during this reporting period. Please list.

The Pepper Institute hosted no conferences/symposia in the reporting period.

### Management

- Please provide an organizational chart



- Is the Center or Institute legislatively created?

No, the Institute began as the Multidisciplinary Center on Gerontology at FSU in 1977.

- Does the Center or Institute have an advisory board? How often are meetings held? Does the board manage the C/I or does it serve in an advisory capacity? Please describe and include a list of current members.

No, the Institute does not have an advisory board.

- How long has the director served?

Dr. John Reynolds has served as the director of the Pepper Institute since July 1, 2009.

- How does the directorship change hands?

The official term for the directorship is three years, subject to renewal. Per the Institute by laws, the procedures to select a new director are determined by the Dean of the College of Social Sciences and Public Policy. The Institute by laws also outline the procedures for removing a director if the need arises.

- Are there any issues associated with management transition?

There are no current problems or issues with managerial transition.

- If there are multiple sites, how are they administered? Who has final oversight?

The Pepper Institute has just one site in the second floor of the Pepper Center Building.

### ***Additional Issues***

#### **Issues facing the Center or Institute**

As mentioned under “most significant challenges facing the Center or Institute,” the Pepper Institute is currently dealing with two challenges. The need to better coordinate with other research initiatives on aging at FSU is both a challenge and an opportunity. In response, the Pepper Institute worked with the Dean of the College of Social Sciences and Public Policy on a development plan that identifies the Institute’s unique contribution to aging research at FSU. Specifically, we propose to conduct research that assesses the public policy options that affect successful aging through financial security and the ability to live independently. The Pepper Institute is excited about this potential renewed focus and direction for future growth.

Another issue facing the Institute is the relatively limited classroom space for the growing Osher Lifelong Learning Institute at FSU. The staff of OLLI at FSU have responded to this constraint

by creating partnerships with off-campus sites such as Westminster Oaks and Tallahassee Community College, but limited classrooms and insufficient parking space continue to be an obstacle to OLLI's goal of reaching 1,000+ members and qualifying for a (second) million dollar endowment from the Bernard Osher Foundation.

### **Overall Evaluation**

- ✓ The Pepper Institute is meeting its mission to initiate research, educate students and provide outreach activities that address the opportunities and challenges of an aging population. It provides employment for faculty and students and allows for research resulting in numerous faculty and student publications as well as conference presentations. Additionally, it is responsible for the operation of the Osher Lifelong Learning Institute, or OLLI, at FSU is a non-credit adult education program for community residents age 50 and older. OLLI at FSU offers a wide range of scholarly courses, hosts a noon lecture series, organizes cultural trips in the Southeast, and has begun offering courses abroad. It is also well known for its research on older driver safety.
- ✓ E&G is included in the Pepper Institute's budget. The ROI of E&G to other sources of funding is 1:7.84.
- ✓ No changes are recommended.
- ✓ Retain active status.

## Questions for Centers and Institutes (C/I) Review

### *Mission and C/I activities*

***Please provide contact information, both for management and for budget information.***

Name of Center or Institute: DeVoe Moore Center

Address: 113 Collegiate Loop, 150 Bellamy Bldg.

Phone: 644-3849

Director: Samuel R. Staley

Director e-mail address: [ssstaley@fsu.edu](mailto:ssstaley@fsu.edu)

Phone: 645-9694

Budget and funding contact: Judy Kirk

Contact e-mail address: [jkirk@fsu.edu](mailto:jkirk@fsu.edu)

Phone: 644-3849

Web Link: <http://coss.fsu.edu/dmc/>

If multidisciplinary, please list departments associated with C/I:

### ***What is the Center's or Institute's mission statement?***

The Center's mission is to educate the public and policymakers on the role of markets and private property rights play in advancing society, with an emphasis on state and local government policy and the impacts of regulation.

***Briefly, what activities are consistently performed that move the C/I toward meeting its established mission? This section should also include activities related to meeting the State Board of Governor's mission. The State Board of Governors mission includes the following:***

1. Strengthen Quality and Reputation of Academic Programs and Universities
2. Increase Degree Productivity and Program Efficiency
3. Increase the Number of Degrees Awarded in STEM and Other Areas of Strategic Emphasis
4. Strengthen Quality and Reputation of Scholarship, Research and Innovation
5. Increase Research and Commercialization Activity
6. Increase Collaboration and External Support for Research Activity
7. Strengthen Quality and Recognition of Commitment to Community and Business Engagement

8. Increase Levels of Community and Business Engagement
9. Increase Community and Business Workforce

Activities:

- A. Award Ph. D. dissertation fellowships through a competitive process to encourage and promote the completion of innovative academic research on housing, land use, and regulatory issues.
- B. Publish academic research in top ranked journals in the field of urban economics, housing economics, and public policy.
- C. Increase the number of degrees awarded in STEM and other areas of strategic emphasis.
- D. Provide direct instruction to advanced undergraduate students, professional master students, and doctoral level graduate students in the areas of urban economics, public policy analysis, and research methods.
- E. Develop collaborative working relationships with outside organizations and experts in the areas of the Center's expertise, including the hosting of public events featuring nationally recognized speakers.
- F. Convene symposia, conferences, and workshops designed to support and encourage mission appropriate academic and policy research, foster dialogue on critical policy issues, and provide forums for discussion strategic and long-term policy and research discussions.

***Overall Status***

- What is the Center or Institute best known for?

The DeVoe L. Moore Center is recognized as a leading authority on market oriented policy approaches to housing, land use, transportation, entrepreneurship and local regulation.

- What is the greatest strength of the Center or Institute?

Currently the greatest strength of the DeVoe L. Moore Center is its academic and policy research on housing and land use policy.

- What are the most significant challenges facing the Center or Institute?

The most significant challenge facing the Center is funding to add to its applied policy research capabilities. In particular, we have staffing needs for junior analysts with strong writing skills capable of managing research projects.

***Funding –***

**Please provide the source and amount of expenditures from 2008-2009 to 2012-2013, using the following categories.**

<b>Expenditures</b>	<b>2008-2009</b>	<b>2011-2012</b>	<b>2012-2013</b>
University (E&G)	\$363,731.09	\$279,909.97	\$270,101.86
State (General Revenue Other than E&G)			
State (C&G)	\$177,089.02	\$121,620.82	\$333,822.50
Federal			
Local			
Private / nonprofit organization	\$127,039.26	\$262,258.71	\$180,817.16
Endowment proceeds			
Proceeds from patents or royalties			
Sales from services or products			
Others (specify)			
<b>Total expenditures</b>	<b>\$667,859.37</b>	<b>\$663,789.50</b>	<b>\$784,741.52</b>

**Endowment Information**

Is the C/I supported in whole or in part by proceeds from an endowment?

If so:

- What is the amount of the endowment? Original gift \$10,000,000  
Balance \$971,695.92
- Where is the endowment managed? FSU Foundation
- Does the C/I spend only interest earnings? Yes
- Does the C/I spend part of the capital of the endowment? No

### Contract and Grant Information

	2008-2009	2011-2012	2012-2013
Number of proposals submitted	0	1	0
Number of proposals funded	0	1	0
Proposals Made Jointly with Individuals not Directly associated with the Center / Institute	0	0	0
<b>Total amount of awards</b>	<b>0</b>	<b>1</b>	<b>0</b>

- Are any of the contracts or grants multi-year?  
No
- How many years does the Center or Institute have left on any current contract or grant?  
The Center currently has a year and a half on a Diehl Family Foundation grant that was attained this year.
- Have any contracts or grants been renewed during this reporting period?  
If yes, how many?

### Other Center or Institute Activities

- Have any patents or royalties been generated? If so, please describe.  
No
- Has the Center or Institute applied for a patent that has not yet been granted? If so, please describe. No

Comments or additional information: The Center has acquired 3 more grants in the last two years.

***Employment --***

**University Positions associated with your C/I**

	2008-2009	2011-2012	2012-2013
Number of faculty positions (FTE)	1.28	.82	2.41
Number of A&P and USPS positions (FTE)	3	1.902	1.5
<b>Total Positions</b>	<b>4.28</b>	<b>4.052</b>	<b>3.91</b>

**Student Employment (include graduate and undergraduate)**

	2008-2009	2011-2012	2012-2013
Number of research assistants employed (FTE)	.8	.5	.25
Number of teaching assistants employed (FTE)			
Number of interns (with stipend or OPS)			
Number of interns (without pay)			
<b>Total student positions</b>	<b>.8</b>	<b>.5</b>	<b>.25</b>

**Other Student Financial Benefits (include graduate and undergraduate)**

	2008-2009	2008-2009	2011-2012	2011-2012	2012-2013	2012-2013
	<b>Number</b>	<b>\$ Amount</b>	<b>Number</b>	<b>\$ Amount</b>	<b>Number</b>	<b>\$ Amount</b>
Out of state tuition waivers	3	\$26,803.44	2	\$9034.36	2	\$29,052.72
Student fellowships	3	\$54,000	2	\$71,000	2	\$39,000
Scholarships						
Post-doctoral support						
Amount of student travel support						
Amount of registration for student conference attendance						
Other support (specify)						

Comments or additional information: *n/a*

***Research and Extension --***

*Note: Web-delivered and CD Rom publications are to be counted in these totals.*

**Publications (in Refereed Journals, Peer-Reviewed Books or Peer-Reviewed Chapters)**

Do not include those credited to the faculty member's primary academic department that are unrelated to the C/I mission.

	2008-2009	2011-2012	2012-2013
Number of faculty publications	8	7	4
Number of student publications	0	0	0
Number of publications authored jointly with other faculty at FSU	2	2	0
Number of publications authored jointly with students in the C/I	5	4	3
Number of publications authored jointly with faculty at locations other than FSU	0	0	0

**Please have a list of relevant publications available if requested.**

### Other Publications and Conference Papers

	2008-2009	2011-2012	2012-2013
Number of extension or outreach publications	2	0	0
Number of <u>national</u> conference papers submitted	2	2	2
Number of <u>national</u> conference papers accepted	2	2	2
Date, Conference and Name of presentation(s)	Nov. UEA Nov. RSAI Ihlanfeldt	Nov. UEA Nov. RSAI Ihlanfeldt	Nov. UEA Nov. RSAI Ihlanfeldt
Number of <u>regional</u> conference papers submitted	0	0	0
Number of <u>regional</u> conference papers accepted	0	0	0
Date, Conference and Name of presentation(s)			

### Annual Report

Does the Center or Institute produce an annual report? If so, please have copies available or provide the web link. Yes <http://coss.fsu.edu/d6/dmc/content/annual-reports>

**Student Publications: None**

	2008-2009	2011-2012	2012-2013
Number of student theses credited to or associated with the C/I			
Number of dissertations			
Number of any other student papers			

**Professional Development and Assistance****Consulting: None**

	2008-2009	2011-2012	2012-2013
Number of consulting contracts			
Name of consulting recipient(s)			
Consulting Subject or Topic			
Amount of funding provided through general funds of the C/I			
Amount of funding obtained through contract in addition to general C/I funds			

**Technical Assistance: None**

	2008-2009	2011-2012	2012-2013
Number of technical assistance sessions or seminars offered			
Name of technical assistance recipient(s)			
Technical Assistance Subject or Topic			
Amount of Funding			

**Conferences or Symposia**

- How many conferences or symposia has the Center or Institute sponsored or hosted during this reporting period. Please list. 5

Feb. 2008 – Land Acquisition symposium

April 2008- School Siting and Healthy Communities Symposium,

April 2008 – Symposium honoring Tom Dye, 1<sup>st</sup> director of Policy Sciences.

April 2011 –Government Intervention and its Effect on Real Estate Markets.

Feb. 2012-Local Benefits of Sustainability

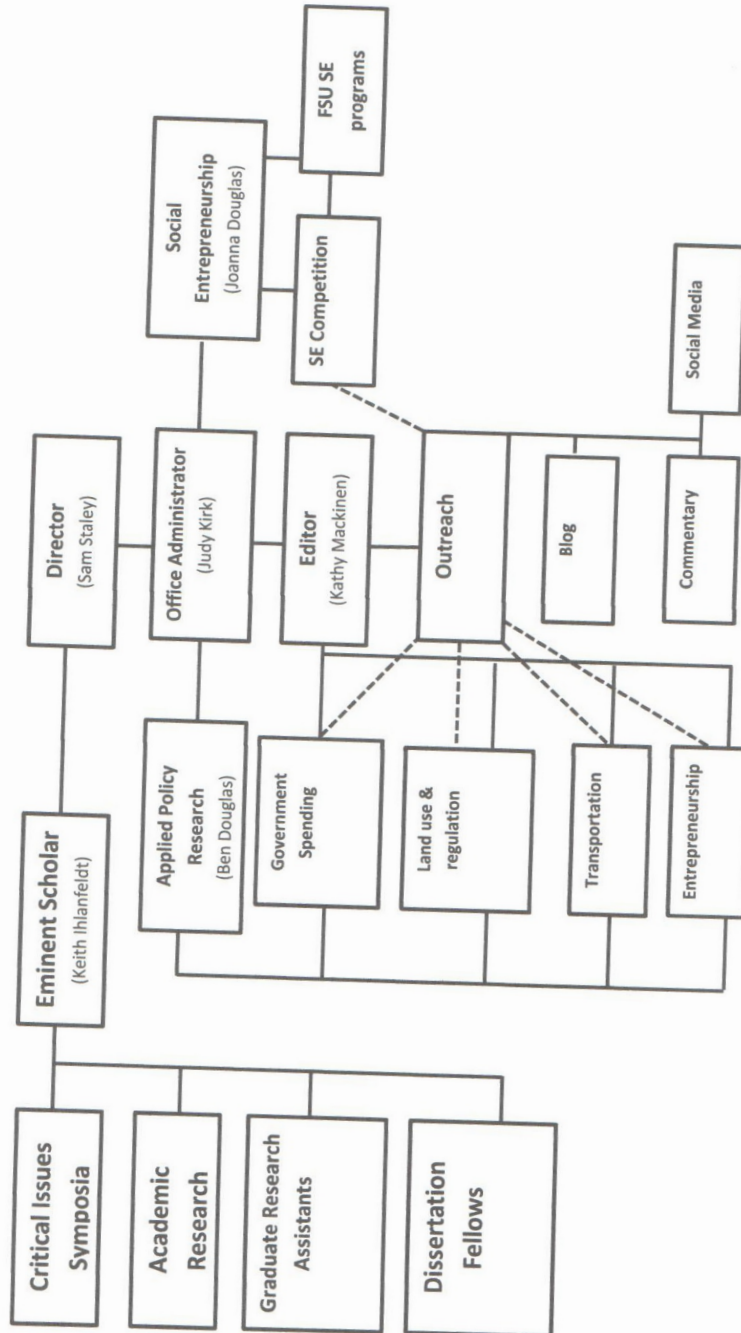
May 2012 -Local Benefits of Sustainability

Comments or additional information: n/a

## Management

Please provide an organizational chart

DeVoe L. Moore Center Organization Chart



- Is the Center or Institute legislatively created? No
- Does the Center or Institute have an advisory board? Yes How often are meetings held? At least once a year. Does the board manage the C/I or does it serve in an advisory capacity? Advisory Please describe and include a list of current members. DeVoe Moore, Charles Gardner, Brent Pichard, Paula Fortunas, Sam Staley, David Rasmussen, Bruce Benson and Randy Holcombe.
- How long has the director served? 15 yrs. but we got a new director this year (2014).
- How does the directorship change hands? By appointment by the Dean.
- Are there any issues associated with management transition? No
- If there are multiple sites, how are they administered? Who has final oversight?

Comments or additional information: n/a

### ***Additional Issues***

#### **Issues facing the Center or Institute**

None.

### **Overall Evaluation**

- ✓ The DeVoe Moore Center is meeting its mission of educating the public and policymakers on the role of markets and private property rights play in advancing society, with an emphasis on state and local government policy and the impacts of regulation. It awards doctoral fellowships, supports journal publications, develops collaborative working relationships with organizations outside FSU, including the hosting of public events and convenes symposia, conferences and workshops to foster dialogue on critical policy issues.
- ✓ The return on investment of E&G funds is 1:1:91.
- ✓ No changes are necessary.
- ✓ Retain active status.

## Questions for Centers and Institutes (C/I) Review

### *Mission and C/I activities*

***Please provide contact information, both for management and for budget information.***

Name of Center or Institute: Florida Center for Public Management

Address: 227 N. Bronough St. Suite 4600 Tallahassee FL 32301

Phone: 850-644-6460

Director: Ben Green

Director e-mail address: bgreen@admin.fsu.edu

Phone: 850-644-8987

Budget and funding contact: Catherine May

Contact e-mail address: cmay2@admin.fsu.edu

Phone: 850-644-0160

Web Link: <http://fcpm.fsu.edu/>

If multidisciplinary, please list departments associated with C/I:

### ***What is the Center's or Institute's mission statement?***

Since its founding 30 years ago, the Florida Center for Public Management has become a resource for improving management, leadership, and organizational effectiveness.

FCPM is part of the Askew School of Public Administration at the Florida State University, which has a reputation for excellence around the world.

FCPM offers professional designations, training, and management consulting to government agencies, businesses, and non-profit organizations.

***Briefly, what activities are consistently performed that move the C/I toward meeting its established mission? This section should also include activities related to meeting the State Board of Governor's mission. The State Board of Governors mission includes the following:***

One of the primary activities of FCPM is to deliver the Certified Public Manager (CPM) Program, which is a nationally-recognized leadership development program for governmental managers and supervisors. The CPM program is delivered in 38 states. For 30 years, FCPM has

been administering and delivering CPM courses across the state of Florida, to over 100 participating local and state agencies. The Florida CPM program is the largest in the country, with approximately 4,800 graduates.

FCPM is working with the National CPM Consortium to professionalize the practice of public management.

1. Strengthen Quality and Reputation of Academic Programs and Universities  
FCPM strengthens the reputation of Florida State University through delivering the CPM program in dozens of communities statewide, and in over 100 government agencies.
2. Increase Degree Productivity and Program Efficiency  
NA
3. Increase the Number of Degrees Awarded in STEM and Other Areas of Strategic Emphasis  
NA
4. Strengthen Quality and Reputation of Scholarship, Research and Innovation  
NA
5. Increase Research and Commercialization Activity  
NA
6. Increase Collaboration and External Support for Research Activity  
NA
7. Strengthen Quality and Recognition of Commitment to Community and Business Engagement  
FCPM's strong involvement in communities, through the CPM program, serves to strengthen FSU's recognition as an institution that is committed to community engagement.
8. Increase Levels of Community and Business Engagement  
FCPM works with numerous local communities, through municipal and county governments, to provide both the CPM program and other government training programs.
9. Increase Community and Business Workforce  
NA

Activities:

- a. FCPM delivers over 100 CPM courses annually, across the state of Florida
- b. FCPM has involved participants from over 100 government agencies in its classes and programs
- c. In addition to the CPM program, FCPM also provides stand-alone training, consulting, and workshop facilitation to local and state agencies.

## 2. Overall Status

- What is the Center or Institute best known for?

FCPM is best known for the Florida Certified Public Manager program, which is the largest CPM program in the country.

- What is the greatest strength of the Center or Institute?

The greatest strength of FCPM is its long-standing relationship with dozens of state and local agencies, who have sent over 5,000 employees to CPM courses in the past 30 years.

- What are the most significant challenges facing the Center or Institute?

As a totally soft-funded center, FCPM's biggest challenge is the ongoing need to market its programs, particularly the CPM program, to maintain a stable financial base.

### *Funding –*

**Please provide the source and amount of expenditures from 2008-2009 to 2012-2013, using the following categories.**

All FCPM's expenditures are paid from one project, not the individual projects set up for each contract.

<b>Expenditures</b>	<b>2008-2009</b>	<b>2011-2012</b>	<b>2012-2013</b>
University (E&G)	0	0	0
State (General Revenue Other than E&G)	0	0	0
State (C&G)	0	0	0
Federal	0	0	0
Local	0	0	0
Private / nonprofit organization	\$44,929.17	\$6,836.95	\$5,828.85
Endowment proceeds	0	0	0
Proceeds from patents or royalties	0	0	0
Sales from services or products	0	0	0
Others (specify)	0	0	0
Total C&G Contracts	\$688,072.60	\$488,733.04	\$562,641.43
<b>Total expenditures</b>	<b>\$733,001.77</b>	<b>\$495,569.99</b>	<b>\$568,470.28</b>

### Endowment Information

Is the C/I supported in whole or in part by proceeds from an endowment? No

If so:

- What is the amount of the endowment?
- Where is the endowment managed?
- Does the C/I spend only interest earnings?
- Does the C/I spend part of the capital of the endowment?

### Contract and Grant Information

	2008-2009	2011-2012	2012-2013
Number of proposals submitted	17	10	15
Number of proposals funded	24	21	23
Proposals Made Jointly with Individuals not Directly associated with the Center / Institute	0	0	0
<b>Total amount of awards</b>	<b>\$790,755</b>	<b>\$424,505</b>	<b>\$611,566</b>

- Are any of the contracts or grants multi-year?  
Yes
- How many years does the Center or Institute have left on any current contract or grant?

FCPM currently has five contracts that end 8/31/2014. FCPM has two contracts in effect until 8/31/2015, one in effect until 7/31/2015 and one in effect until 12/31/2015.

- Have any contracts or grants been renewed during this reporting period?  
Yes

If yes, how many?

FCPM had contracts with 27 agencies during the reporting period. Based on the number of contracts with these agencies at the beginning of fiscal year 2009, there have been 38 renewals over the reporting period.

### Other Center or Institute Activities

- Have any patents or royalties been generated?

No

If so, please describe.

- Has the Center or Institute applied for a patent that has not yet been granted?
- No

If so, please describe.

Comments or additional information: n/a

### *Employment --*

#### University Positions associated with your C/I

	2008-2009	2011-2012	2012-2013
Number of Faculty (FTE)	3	2	2
Number of A&P and USPS positions (FTE)	1.5	1.5	1.5
<b>Total Positions</b>	<b>4.5</b>	<b>3.5</b>	<b>3.5</b>

**Student Employment (include graduate and undergraduate)**

	2008-2009	2011-2012	2012-2013
Number of research assistants employed (FTE)	.35	0	0
Number of teaching assistants employed (FTE)	0	0	0
Number of interns (with stipend or OPS)	0	0	0
Number of interns (without pay)	0	0	0
<b>Total student positions</b>	<b>.35</b>	<b>0</b>	<b>0</b>

**Other Student Financial Benefits (include graduate and undergraduate)**

	2008-2009	2008-2009	2011-2012	2011-2012	2012-2013	2012-2013
	<b>Number</b>	<b>\$ Amount</b>	<b>Number</b>	<b>\$ Amount</b>	<b>Number</b>	<b>\$ Amount</b>
Out of state tuition waivers	0	0	0	0	0	0
Student fellowships	0	0	0	0	0	0
Scholarships	0	0	0	0	0	0
Post-doctoral support	0	0	0	0	0	0
Amount of student travel	0	0	0	0	0	0

support						
Amount of registration for student conference attendance	0	0	0	0	0	0
Other support (specify) In State Tuition Waivers	2	\$5,261.37	0	0	0	0

Comments or additional information: n/a

***Research and Extension --***

*Note: Web-delivered and CD Rom publications are to be counted in these totals.*

**Publications (in Refereed Journals, Peer-Reviewed Books or Peer-Reviewed Chapters): None**

Do not include those credited to the faculty member's primary academic department that are unrelated to the C/I mission.

	2008-2009	2011-2012	2012-2013
Number of faculty publications	0	0	0
Number of student publications	0	0	0
Number of publications authored jointly with other faculty at FSU	0	0	0
Number of publications authored jointly with students in the C/I	0	0	0
Number of publications authored jointly with faculty at locations other than FSU	0	0	0

**Please have a list of relevant publications available if requested.**

**Other Publications and Conference Papers: None**

	2008-2009	2011-2012	2012-2013
Number of extension or outreach publications	0	0	0
Number of <u>national</u> conference papers submitted	0	0	0
Number of <u>national</u> conference papers accepted	0	0	0
Date, Conference and Name of presentation(s)	0	0	0
Number of <u>regional</u> conference papers submitted	0	0	0
Number of <u>regional</u> conference papers accepted	0	0	0
Date, Conference and Name of presentation(s)	0	0	0

**Annual Report**

Does the Center or Institute produce an annual report? If so, please have copies available or provide the web link.

No

**Student Publications: None**

	2008-2009	2011-2012	2012-2013
Number of student theses credited to or associated with the C/I	0	0	0
Number of dissertations	0	0	0
Number of any other student papers	0	0	0

**Professional Development and Assistance: None****Consulting**

	2008-2009	2011-2012	2012-2013
Number of consulting contracts	0	0	0
Name of consulting recipient(s)	0	0	0
Consulting Subject or Topic	0	0	0
Amount of funding provided through general funds of the C/I	0	0	0
Amount of funding obtained through contract in addition to general C/I funds	0	0	0

**Technical Assistance: None**

	2008-2009	2011-2012	2012-2013
Number of technical assistance sessions or seminars offered	0	0	0
Name of technical assistance recipient(s)	0	0	0
Technical Assistance Subject or Topic	0	0	0
Amount of Funding	0	0	0

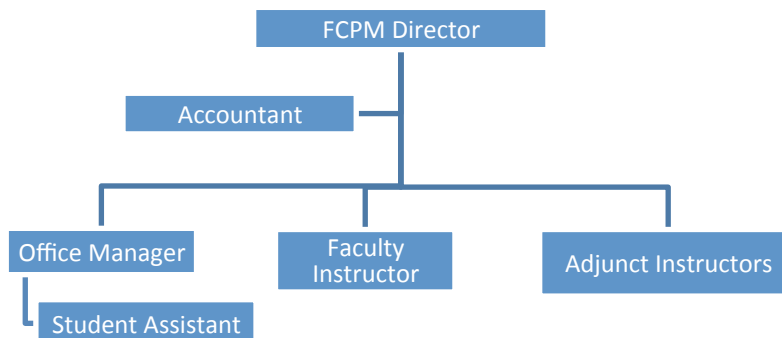
**Conferences or Symposia**

- How many conferences or symposia has the Center or Institute sponsored or hosted during this reporting period. None  
Please list.

Comments or additional information: n/a

***Management***

- Please provide an organizational chart



- Is the Center or Institute legislatively created?  
No
- Does the Center or Institute have an advisory board? No How often are meetings held?  
Does the board manage the C/I or does it serve in an advisory capacity? Please describe  
and include a list of current members.
- How long has the director served? 4.5 years
- How does the directorship change hands? Following retirement of previous director
- Are there any issues associated with management transition? No
- If there are multiple sites, how are they administered? No multiple sites  
Who has final oversight?

Comments or additional information: n/a

### ***Additional Issues***

#### **Issues facing the Center or Institute**

None.

### **Overall Evaluation**

- ✓ Florida Center for Public Management is meeting its mission of improving management, leadership, and organizational effectiveness. It does this through its delivery of the Certified Public Manager (CPM) Program, which is a nationally-recognized leadership development program for governmental managers and supervisors. It has delivered this program for 30 years to over 100 local and state agencies.
- ✓ There is no E&G funding for this Center.
- ✓ No changes recommended.
- ✓ Retain active status.

## Questions for Centers and Institutes (C/I) Review

### *Mission and C/I activities*

*Please provide contact information, both for management and for budget information.*

Name of Center or Institute:

Center for Disaster Risk Policy (CDRP) under the Emergency Management and Homeland Security program.

Address:

637 Bellamy Building  
FSU – MC 2250  
Tallahassee, FL 32306-2250

Phone:

850-644-9961

Director: Audrey Heffron Casserleigh

Director e-mail address: aheffron@fsu.edu

Phone: 850-644-9961 cell:850-443-7142

Budget and funding contact: David Merrick – Deputy Director, rising Director

Contact e-mail address: dmerrick@cdrp.net

Phone: 850-644-9961

Web Link:

[www.cdrp.net](http://www.cdrp.net)

If multidisciplinary, please list departments associated with C/I:

CDRP is the alias for the Florida Public Affairs Center.

*What is the Center's or Institute's mission statement?*

“Understanding Disasters Through Research”

The Center is the research arm of the FSU Emergency Management and Homeland Security Program. As such, CDRP conducts both applied and academic research activities in partnership with local, state, and Federal organizations.

***Briefly, what activities are consistently performed that move the C/I toward meeting its established mission? This section should also include activities related to meeting the State Board of Governor's mission. The State Board of Governors mission includes the following:***

1. Strengthen Quality and Reputation of Academic Programs and Universities
2. Increase Degree Productivity and Program Efficiency
3. Increase the Number of Degrees Awarded in STEM and Other Areas of Strategic Emphasis
4. Strengthen Quality and Reputation of Scholarship, Research and Innovation
5. Increase Research and Commercialization Activity
6. Increase Collaboration and External Support for Research Activity
7. Strengthen Quality and Recognition of Commitment to Community and Business Engagement
8. Increase Levels of Community and Business Engagement
9. Increase Community and Business Workforce

Activities:

**a) FSU Virtual Operations Support Team (VOST)**

FSU\_VOST Social Media is increasingly a part of everyday life but many public safety agencies do not have the manpower to effectively leverage the medium during and after a disaster. Virtual Operations

Support Teams (VOSTs) are a relatively new concept that provides EM agencies and teams with an organized cadre of digital volunteers that can assist in media and social media areas.



The FSU EMHS Program has established the FSU.VOST to support Florida agencies during a disaster. Spearheaded by David Merrick, FSU.VOST fulfills two roles: It will be an operational tool for state or local EM agencies, as well as serving as a research platform on how social media and traditional media is utilized in a disaster.

Visit the FSU.VOST website.

**b) Applied Emergency Management Studio – Haiti**

The Emergency Management and Homeland Security Program at Florida State and CDRP created a unique program for FSU students to participate in hands-on EM work in Haiti. This Studio course is for upper division undergraduates (junior or senior status) and graduate students, and will focus on disaster plan development and community outreach.

The goal of this project is to provide students with real world experience in disaster planning in developing nations. EMHS has partnered with the Florida Association for Volunteerism in the Americas and the Caribbean (FAVACA) and the Haitian National Government's Ministry of Tourism to improve the preparedness of a small rural Haitian community. The island of Ile a Vache is located off the southern coast of Haiti, near the town of Les Cayes. Ile a Vache is approximately 10 miles long and covers about 165 square kilometers. The local population of approximately 15,000 is scattered across the island, but concentrates in several towns including Madam Bernard on the north coast of the island and Kaykok in the northwest.

Students and faculty will be performing the following tasks through the semester:

- Perform critical infrastructure surveys. This will include refuge locations and fresh water sources/storage systems.
- Develop a simple disaster management plan or SOP for local government officials and the population.
- Develop a hazard map of the population centers utilizing data collected by unmanned aerial vehicles (UAVs).
- Train the local government and community leaders on the developed plan.
- The first trip to Ile a Vache will occur in January and will focus on data collection. Students and faculty will return to Tallahassee and analyze and organize the collected data. Over the next seven weeks, students will develop hazard maps and plan components. In April, the Studio team will return to the island to deliver the material and train government and the population.

This is a unique and powerful opportunity for FSU to contribute to the development of this community. Students in the Studio will gain valuable knowledge and expertise in disaster management, community outreach, training, and international relations.

### c) **Disaster Incident Research Team (DIRT)**

Disasters, both natural and man-made, occur worldwide and can happen at any time of day, in any location. These events can have massive and long-reaching effects on society, some obvious and others more subtle. In order to better understand disasters The Center for Disaster Risk Policy (CDRP) at Florida State University has created the Disaster Incident Research Team (DIRT). CDRP is the applied and field research arm of the Emergency Management and Homeland Security Academic Program at FSU. The CDRP staff have decades of operational emergency management, communication, and information technology experience.



This team is designed to carry out multi-discipline research in and around disaster areas. DIRT can gather data to understand about how disasters affect populations, infrastructure, and communities. Research projects will span all phases of disaster management with particular emphasis on near-event preparedness, response, and recovery.

DIRT will employ new tools in data collection and verification, allowing researchers to quickly and safely address research questions, gather input from survivors and responders, and document cases. DIRT projects range from traditional disaster management queries to sociological and geographical research on impact and recovery. By utilizing faculty and students from many disciplines DIRT has a unique flexibility and enables field research that may not have been feasible before.

#### **d) Small Unmanned Aerial Systems in Emergency Management**

CDRP is beginning research into how Small Unmanned Aerial Systems (sUAS) can be utilized by emergency and disaster managers.

These versatile systems can capture still and video imagery of disaster impacts and provide critical near real time assessments – for a fraction of the cost of manned aircraft. However, there are numerous practical and regulatory obstacles to deploying these tools, and few emergency managers know how to even start assessing the capability of these systems.

CDRP's project is looking at a variety of UAVs and providing realistic comparisons of capability. Further, CDRP is looking to integrate UAVs with traditional EM methodologies of damage assessment and reconnaissance and provide easy to use guidance on how these missions can be accomplished using UAVs.

Research began in August of 2013 and is ongoing.

#### **e) Florida Virtual Business Emergency Operations Center (FLVBEOC)**

Emergency Support Function 18 (ESF-18) was developed as part of the State Emergency Response Team (SERT) to integrate disaster response with private sector organizations in the state of Florida.



ESF-18 coordinates local, state, and federal agency actions that provide immediate and short-term assistance for the needs of businesses, industry, and economic stabilization. Further, ESF-18 works with business and industry to identify available resources to meet the needs of the state and its citizens. The Florida Virtual Business Emergency Operations Center (FLVBEOC), in support of ESF-18, serves as a clearinghouse for business continuity and recovery information during and post-disaster. It aggregates

information from a variety of government and private-sector sources, and is designed to provide business owners with the information and tools they need to make decisions regarding the safety of their personnel and property.

**f) Disaster Contractors Network (DCN)**

The Disaster Contractors Network (DCN) is an innovative and unique public-private partnership that provides critical services and training to building professionals and homeowners after a disaster. The Disaster Contractors Network provides contractors and impacted homeowners with the information and resources they need to help successfully repair or rebuild damaged homes after a disaster strikes.



A partnership of public and private organizations, DNC helps connect contractors with the information they need to work in devastated communities. At the same time DCN provides a vehicle for homeowners to find the right kind of contractor for their repair/rebuilding needs. Registration for the DCN is free for contractors and homeowners.

**g) Seminole Storm**

The Seminole Storm exercise was the product of a semester-long Exercise Design course taught at Florida State University by Emergency Management and Homeland Security Academic Program faculty members David Merrick and Robert McDaniel. Students were assigned missions that allowed them to be part of the design, development, execution and after-action analysis of a tabletop exercises and functional exercise associated with this project. In addition to these real-world responsibilities students were required to complete research papers and pass examinations to receive a passing grade.



Seminole Storm consisted of two exercises; a tabletop exercise for executive level faculty/staff and a functional exercise for all FSU departments and units. The scenario for Seminole Storm placed the main campus of FSU in the direct path of a CAT2 hurricane. This exercise was intended to establish a controlled environment for those responsible for critical facilities and student safety to implement emergency plans, policies, and procedures as they pertain to severe hurricane weather.

### ***Overall Status***

- What is the Center or Institute best known for?
  - Applied research in emergency management.
- What is the greatest strength of the Center or Institute?
  - The reputation of the Center, which stems from the work and background of the personnel who staff it.
- What are the most significant challenges facing the Center or Institute?
  - Soft money funding

### ***Funding –***

**Please provide the source and amount of expenditures from 2008-2009 to 2012-2013, using the following categories.**

<b>Expenditures</b>	<b>2008-2009</b>	<b>2011-2012</b>	<b>2012-2013</b>
University (E&G)	0	0	0
State (General Revenue Other than E&G)	0	0	0
State (C&G)	\$199,871.00	0	0
Federal	0	0	0
Local			
Private / nonprofit organization	0	0	0
Endowment proceeds	0	0	0
Proceeds from patents or royalties	\$21,118.20	\$4,164.36	\$2,046.69
Sales from services or products	0	0	0
Other - FPAC Enterprise Aux	\$369,124.00	\$58,748.00	\$105,945.00
Others – EMHS Type X Auxiliary	0	\$1,110,121.00	\$1,144,104.70
<b>Total expenditures</b>	<b>\$590,113.20</b>	<b>\$1,173,033.30</b>	<b>\$1,252,096.30</b>

### **Endowment Information**

Is the C/I supported in whole or in part by proceeds from an endowment?

- No

### Contract and Grant Information

	2008-2009	2011-2012	2012-2013
Number of proposals submitted	4	2	0
Number of proposals funded	3	0	0
Proposals Made Jointly with Individuals not Directly associated with the Center / Institute	0	0	0
<b>Total amount of awards</b>	<b>\$287,667.00</b>	<b>0</b>	<b>0</b>

- Are any of the contracts or grants multi-year?
  - No
- How many years does the Center or Institute have left on any current contract or grant?
  - All C&G contracts run out at the end of the FY.
- Have any contracts or grants been renewed during this reporting period? If yes, how many?

### Other Center or Institute Activities

- Have any patents or royalties been generated? If so, please describe.

**Tabletop Exercise System Technology (TEST)** - (Royalty based software fiscally managed by the FSU Foundation)

Tabletop Exercise System Technology: One way to prepare for natural and manmade disasters is through training and one of the best ways to train the members of your organization, association, agency or business is by participation in discussion based or tabletop exercises.

While traditional tabletop exercises can be effective they can also be limited by their one-size-fits-all approach, the skill of the facilitator, and inefficient capturing of information for later use.

To address those limitations the Center for Disaster Risk Policy at Florida State University developed the Tabletop Exercise System Technology, or T.E.S.T.

T.E.S.T. is a first-of-its-kind, computer-based tabletop exercise system that simplifies the development, delivery, and after-action reporting of

training exercises. With T.E.S.T. just one facilitator can accommodate large audiences of over 100 participants. In fact, the number of users is limited only by the availability of computers.

T.E.S.T. is specially designed to:

- Apply to a wide range of situations and clients
- Facilitate large audiences
- Quickly modify scenarios during training
- Energize audiences and keep their attention
- Involve more participants in discussion
- Standardize quality delivery
- Reduce facilitator workload
- Allow easy development of new training exercises

Capture lessons and provide immediate reports to participants on site  
T.E.S.T. has been used to train and exercise over 800 agencies and over 4000 federal, state and local governmental officials to respond to such disasters as avian flu, bioterrorism attacks, hurricanes and food-borne contamination.

- Has the Center or Institute applied for a patent that has not yet been granted? If so, please describe.
  - No patents have been applied for

### ***Employment --***

#### **University Positions associated with your C/I**

	2008-2009	2011-2012	2012-2013
Number of Faculty (FTE)	5	5	6
Number of A&P and USPS positions (FTE)	2	3	4
<b>Total Positions</b>	<b>7</b>	<b>8</b>	<b>10</b>

**Student Employment (include graduate and undergraduate)**

	2008-2009	2011-2012	2012-2013
Number of research assistants employed (FTE)	9	11	10
Number of teaching assistants employed (FTE)	0	0	0
Number of interns (with stipend or OPS)	0	0	0
Number of interns (without pay)	1	0	1
<b>Total student positions</b>	<b>10</b>	<b>11</b>	<b>11</b>

**Other Student Financial Benefits (include graduate and undergraduate)**

	2008-2009	2008-2009	2011-2012	2011-2012	2012-2013	2012-2013
	<b>Number</b>	<b>\$ Amount</b>	<b>Number</b>	<b>\$ Amount</b>	<b>Number</b>	<b>\$ Amount</b>
Out of state tuition waivers	0	0	1	\$6,600	1	\$10,000
Student fellowships	0	0	0	0	0	
Scholarships	0	0	2	\$4,000	2	\$3,500
Post-doctoral support	0	0	0	0	0	0
Amount of student travel support	0	0	5	\$1,400	22	\$10,700
Amount of registration for student conference attendance	0	0	2	\$500	12	\$4,500
Other support (specify)						

Comments or additional information: n/a

***Research and Extension --***

*Note: Web-delivered and CD Rom publications are to be counted in these totals.*

**Publications (in Refereed Journals, Peer-Reviewed Books or Peer-Reviewed Chapters)**

Do not include those credited to the faculty member's primary academic department that are unrelated to the C/I mission.

	2008-2009	2011-2012	2012-2013
Number of faculty publications	16	14	24
Number of student publications	2	5	0
Number of publications authored jointly with other faculty at FSU	~8	~12	~20
Number of publications authored jointly with students in the C/I	2	2	0
Number of publications authored jointly with faculty at locations other than FSU	0	0	0

**Please have a list of relevant publications available if requested.**

## Other Publications and Conference Papers

**Robert McDaniel (faculty)**

	2008-2009	2011-2012	2012-2013
Number of extension or outreach publications	16	14	24
Number of <u>national or international</u> conference papers submitted	7	8	22
Number of <u>national or international</u> conference papers accepted	7	8	20
Date, Conference and Name of presentation(s)	Available upon request	Available upon request	Available upon request
Number of <u>regional</u> conference papers submitted	7	2	4
Number of <u>regional</u> conference papers accepted	7	2	4
Date, Conference and Name of presentation(s)	Available upon request	Available upon request	Available upon request

## Annual Report

Does the Center or Institute produce an annual report? If so, please have copies available or provide the web link.

CDRP has not produced written annual reports since 2007, but we do file an Annual Auxiliary Project Entry report.

## Student Publications

	2008-2009	2011-2012	2012-2013
Number of student theses credited to or associated with the C/I	0	0	2
Number of dissertations	1	1	0
Number of any other student papers	5	7	14

## Professional Development and Assistance

### Consulting

	2008-2009	2011-2012	2012-2013
Number of consulting contracts	0	0	0
Name of consulting recipient(s)	0	0	0
Consulting Subject or Topic	0	0	0
Amount of funding provided through general funds of the C/I	0	0	0
Amount of funding obtained through contract in addition to general C/I funds	0	0	0

### Technical Assistance

	2008-2009	2011-2012	2012-2013
Number of technical assistance sessions or seminars offered	0	0	0
Name of technical assistance recipient(s)	0	0	0
Technical Assistance Subject or Topic	0	0	0
Amount of Funding	0	0	0

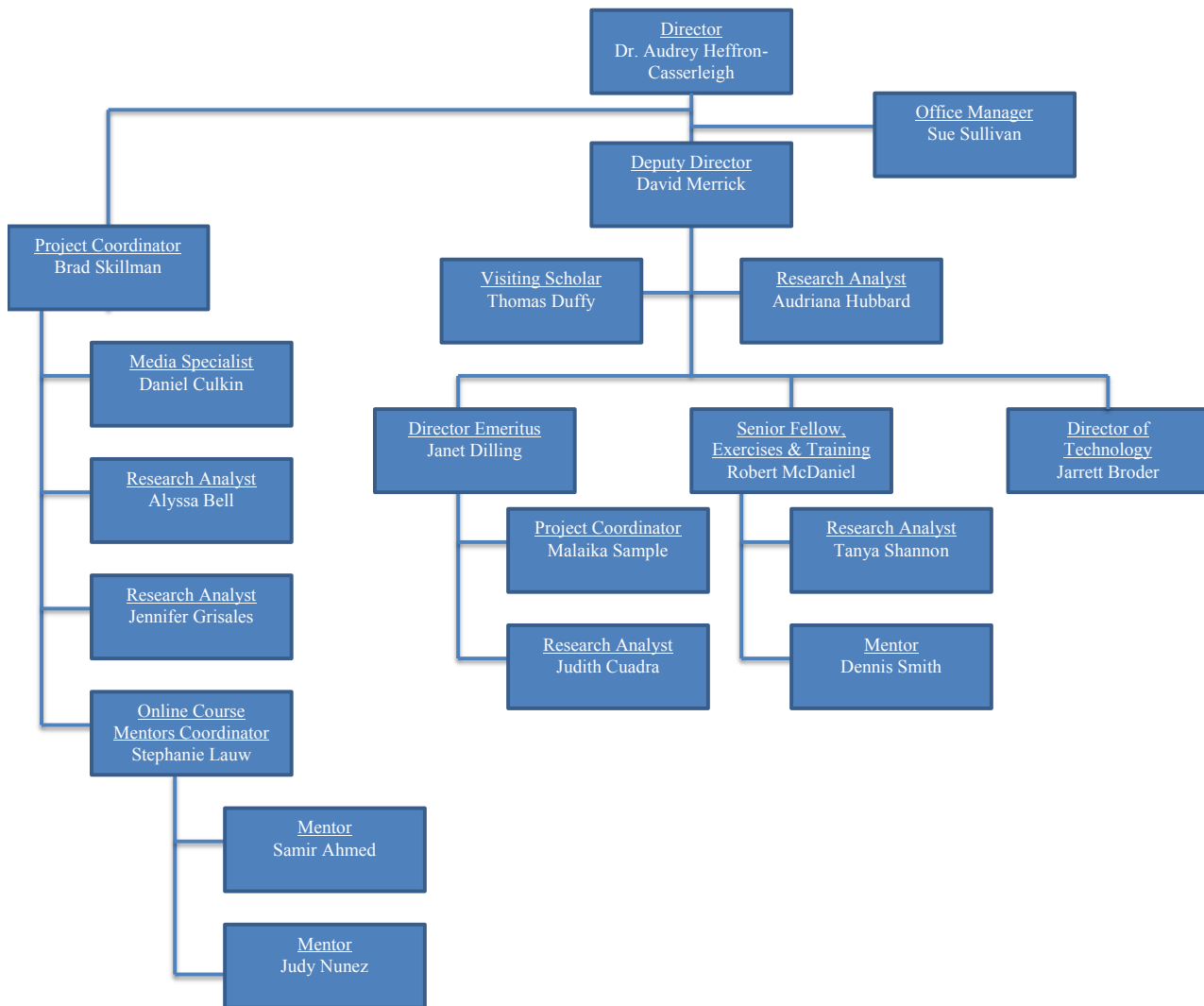
### Conferences or Symposia

- How many conferences or symposia has the Center or Institute sponsored or hosted during this reporting period. Please list.
- One conference:
  - ICCEM 2012
  - October 16-18, Turnbull Center at FSU
  - Tallahassee, FL USA
  - The International Conference on Crisis and Emergency Management was held at Florida State University October 2012.

The theme of the conference was global considerations of crisis, disasters, and risk.

## *Management*

- Please provide an organizational chart



- Is the Center or Institute legislatively created?
  - No
- Does the Center or Institute have an advisory board? How often are meetings held?
  - No

- Does the board manage the C/I or does it serve in an advisory capacity? Please describe and include a list of current members.
  - No
- How long has the director served?
  - 2007-2014
- How does the directorship change hands?
  - Promotion – the Director will change in FY2014-2015 to David Merrick. The Deputy Director change to Jarrett Broder
- Are there any issues associated with management transition?
  - Ideally no, but realistically there will be an adjustment period. David Merrick has served as the Deputy Director for over 5 years and is familiar with the duties required of directorship.
- If there are multiple sites, how are they administered? Who has final oversight?
  - N/A

Comments or additional information: n/a

### ***Additional Issues***

#### **Issues facing the Center or Institute**

None.

#### **Overall Evaluation**

- ✓ The Center for Disaster Risk Policy is meeting its mission of “Understanding Disasters Through Research”. It is the research arm of the FSU Emergency Management and Homeland Security Program. As such, CDRP conducts both applied and academic research activities in partnership with local, state, and Federal organizations. It provides ample opportunities for both students and faculty to participate in cutting-edge research and applied studies, both nationally and internationally.
- ✓ There is no E&G funding; therefore, there is no ROI to calculate.
- ✓ No changes are recommended
- ✓ Retain active status

## Questions for Centers and Institutes (C/I) Review

### *Mission and C/I activities*

***Please provide contact information, both for management and for budget information.***

Name of Center or Institute: Center for Civic and Nonprofit Leadership

Address: Askew School of Public Administration and Policy

Phone: 850-644-3525

Director: Ralph S. Brower

Director e-mail address: rbrower@fsu.edu

Phone: 850-644-7614

Budget and funding contact:

Contact e-mail address: ssullivan@cdrp.net

Phone: 850-644-9961

Web Link: <http://ccnl.fsu.edu/>

If multidisciplinary, please list departments associated with C/I: N/A

### ***What is the Center's or Institute's mission statement?***

To provide support and service to nonprofit organizations and their leaders in strengthening civil society by providing consulting and training, gathering and disseminating timely information, and promoting educational opportunities for current and future nonprofit leaders.

***Briefly, what activities are consistently performed that move the C/I toward meeting its established mission? This section should also include activities related to meeting the State Board of Governor's mission. The State Board of Governors mission includes the following:***

1. Strengthen Quality and Reputation of Academic Programs and Universities
2. Increase Degree Productivity and Program Efficiency
3. Increase the Number of Degrees Awarded in STEM and Other Areas of Strategic Emphasis:
4. Strengthen Quality and Reputation of Scholarship, Research and Innovation
5. Increase Research and Commercialization Activity:
6. Increase Collaboration and External Support for Research Activity
7. Strengthen Quality and Recognition of Commitment to Community and Business.

8. Increase Levels of Community and Business Engagement
9. Increase Community and Business Workforce

Activities:

- a. Conduct research with domestic nonprofits and NGOs in international contexts.
- b. Present conference presentations of the Center's research.
- c. Consulting, evaluations and training for domestic nonprofit organizations.
- d. Consulting, evaluations and training for NGOs in international settings.
- e. Publish research results in academic and practitioner publications.
- f. Sit on community supervisory and consulting boards.
- g. Engage students in the Center's research projects, thus providing field training and creating future relationships for ongoing research.
- h. Consulting and supervising graduate and undergraduate level research projects.
- i. Represent the Center (and FSU) at national conferences.
- j. Consult with potential social entrepreneurs on proposed projects.
- k. Provide databases related to nonprofit organizations for student research.
- l. Collaborative research with Canadian, Chinese, Korean, Philippine, Turkish, Chilean, and other countries' scholars.
- m. Meeting with and soliciting research support from philanthropic foundations, both domestic and international.

***Overall Status***

- What is the Center or Institute best known for?

Conducting research, consultation, training, and evaluations for domestic nonprofit organizations and international nongovernmental organizations.

- What is the greatest strength of the Center or Institute?

Conducting research on domestic nonprofits and international NGOs

- What are the most significant challenges facing the Center or Institute?

Ongoing funding; high costs for international travel for research and consulting; attracting local colleagues to collaborate in research of common interest.

### ***Funding –***

**Please provide the source and amount of expenditures from 2008-2009 to 2012-2013, using the following categories.**

**\*All finances – expenditures and revenues – are managed and reported as part of the Florida Public Affairs Center.**

<b>Expenditures</b>	<b>2008-2009</b>	<b>2011-2012</b>	<b>2012-2013</b>
University (E&G)			
State (General Revenue Other than E&G)			
State (C&G)			
Federal			
Local			
Private / nonprofit organization			
Endowment proceeds			
Proceeds from patents or royalties			
Sales from services or products			
Others (specify)			
<b>Total expenditures</b>			

### **Endowment Information**

Is the C/I supported in whole or in part by proceeds from an endowment? N/A

If so:

- What is the amount of the endowment?
- Where is the endowment managed?
- Does the C/I spend only interest earnings?
- Does the C/I spend part of the capital of the endowment?

### **Contract and Grant Information**

	<b>2008-2009</b>	<b>2011-2012</b>	<b>2012-2013</b>
Number of proposals submitted			
Number of proposals funded			
Proposals Made Jointly with Individuals not Directly associated with			

the Center / Institute			
<b>Total amount of awards</b>			

- Are any of the contracts or grants multi-year?
- How many years does the Center or Institute have left on any current contract or grant?
- Have any contracts or grants been renewed during this reporting period? If yes, how many?

#### **Other Center or Institute Activities**

- Have any patents or royalties been generated? If so, please describe. N/A
- Has the Center or Institute applied for a patent that has not yet been granted? If so, please describe. N/A

Comments or additional information: n/a

#### ***Employment --***

##### **University Positions associated with your C/I: N/A**

	2008-2009	2011-2012	2012-2013
Number of Faculty (FTE)			
Number of A&P and USPS positions (FTE)			
<b>Total Positions</b>			

**Student Employment (include graduate and undergraduate): N/A**

	2008-2009	2011-2012	2012-2013
Number of research assistants employed (FTE)			
Number of teaching assistants employed (FTE)			
Number of interns (with stipend or OPS)			
Number of interns (without pay)			
Total student positions			

**Other Student Financial Benefits (include graduate and undergraduate): N/A**

	2008-2009	2008-2009	2011-2012	2011-2012	2012-2013	2012-2013
	Number	\$ Amount	Number	\$ Amount	Number	\$ Amount
Out of state tuition waivers						
Student fellowships						
Scholarships						
Post-doctoral support						
Amount of student travel support						
Amount of registration for student conference attendance						
Other support (specify)						

Comments or additional information: n/a

***Research and Extension --***

*Note: Web-delivered and CD Rom publications are to be counted in these totals.*

**Publications (in Refereed Journals, Peer-Reviewed Books or Peer-Reviewed Chapters)**

Do not include those credited to the faculty member's primary academic department that are unrelated to the C/I mission.

	2008-2009	2011-2012	2012-2013
Number of faculty publications	3	3	3
Number of student publications	1		
Number of publications authored jointly with other faculty at FSU	1		
Number of publications authored jointly with students in the C/I			
Number of publications authored jointly with faculty at locations other than FSU	3	1	2

**Please have a list of relevant publications available if requested.**

### Other Publications and Conference Papers

	2008-2009	2011-2012	2012-2013
Number of extension or outreach publications			1
Number of <u>national</u> conference papers submitted	7	2	10
Number of <u>national</u> conference papers accepted	7	2	10
Date, Conference and Name of presentation(s)	Available upon request	Available upon request	Available upon request
Number of <u>regional</u> conference papers submitted	1		
Number of <u>regional</u> conference papers accepted	1		
Date, Conference and Name of presentation(s)	Available upon request		

### Annual Report

Does the Center or Institute produce an annual report? If so, please have copies available or provide the web link.

N/A

### Student Publications

	2008-2009	2011-2012	2012-2013
Number of student theses credited to or associated with the C/I			
Number of dissertations	1	1	
Number of any other student papers	5	3	4

### Professional Development and Assistance

#### Consulting

	2008-2009	2011-2012	2012-2013
Number of consulting contracts	1		
Name of consulting recipient(s)	Boys and Girls Club of the Big Bend		
Consulting Subject or Topic			
Amount of funding provided through general funds of the C/I			
Amount of funding obtained through contract in addition to general C/I funds	\$20,000		

### Technical Assistance

	2008-2009	2011-2012	2012-2013
Number of technical assistance sessions or seminars offered	2	4	1
Name of technical assistance recipient(s)	National Taipei University  Taipei Municipal University of Education	National College of Public Administration and Governance, Philippines  Kids Inc. of the Big Bend  Big Bend Filipino-American Association  Community Human Services Partnership	Robredo Institute of Governance, De La Salle University, Manila
Technical Assistance Subject or Topic	Network Management  Research on Nonprofit Organizations	Research on Nonprofit Organizations  Volunteer Management Evaluation  Management Consulting  Nonprofit Services Evaluation	Research on Nonprofit Organizations
Amount of Funding	Travel and Expenses Paid by Recipient	N/A	N/A

## **Conferences or Symposia**

- How many conferences or symposia has the Center or Institute sponsored or hosted during this reporting period. Please list.

One: Co-sponsored/Co-organized:

Workshop on Theoretical Variations for Voluntary Sector Organizing:  
Topping off old bottles with new wine. October 19 – 20, 2012, Queen's  
University, Kingston, Ontario, Canada

Comments or additional information: n/a

## ***Management***

- Please provide an organizational chart

Organization Chart:

Director: Ralph S. Brower

Faculty Associates: W. Earle Klay, Frances S. Berry, David Berlan

- Is the Center or Institute legislatively created? N/A
- Does the Center or Institute have an advisory board? How often are meetings held? Does the board manage the C/I or does it serve in an advisory capacity? Please describe and include a list of current members.

The advisory board consists of the Director, three faculty associates, and two practitioner advisers: Kelly Otte and Alyce Lee Stansbury. Meetings are held at the request of the Director or the Director of the Askew School of Public Administration and Policy

- How long has the director served? Since 2001
- How does the directorship change hands? The Director serves at the pleasure of the Director of the Askew School of Public Administration and Policy
- Are there any issues associated with management transition? There are no issues anticipated; the current Director has served in this role for more than 12 years and the Center may be anticipating a transition as the organization's structure changes. The Center may make changes to accommodate the presence of a new initiative within the College of Social Sciences and Public Policy on Social Entrepreneurship.

- If there are multiple sites, how are they administered? Who has final oversight?

N/A

Comments or additional information: n/a

### ***Additional Issues***

#### **Issues facing the Center or Institute**

As noted above, the current Director has served in this role for more than 12 years and the Center may be anticipating a transition as the organization's structure changes. The Center may make changes to accommodate the presence of a new initiative within the College of Social Sciences and Public Policy on Social Entrepreneurship.

#### **Overall Evaluation**

- ✓ The Center for Civic and Nonprofit Leadership is meeting its mission of providing support and service to nonprofit organizations and their leaders in strengthening civil society by providing consulting and training, gathering and disseminating timely information, and promoting educational opportunities for current and future nonprofit leaders. It provides consultation, evaluation and training for domestic and international consulting, publishes research results in academic and practitioner publications, sits on community supervisory and consulting boards and engages students in the Center's research projects, thus providing field training and creating future relationships for ongoing research.
- ✓ The Center's funding is combined with and handled through the Florida Public Affairs Center. There is no separate E&G to report so there is no E&G ROI.
- ✓ No changes are needed. Changes are anticipated by the Center as part of a new initiative in the College of Social Sciences and Public Policy and will be managed by the Center and the College collaboratively.
- ✓ Retain active status.

## Questions for Centers and Institutes (C/I) Review

### *Mission and C/I activities*

***Please provide contact information, both for management and for budget information.***

Name of Center or Institute: Institute for Cognitive Sciences

Address: N/A

Phone: N/A

Director: Michael Kaschak

Director e-mail address: kaschak@psy.fsu.edu

Phone: (850)644-9363

Budget and funding contact: N/A

Contact e-mail address:

Phone:

Web Link: N/A

If multidisciplinary, please list departments associated with C/I: Psychology, Philosophy, Computer Science, Modern Languages

### ***What is the Center's or Institute's mission statement?***

The mission of the center is to provide students with opportunities to pursue broad training opportunities within the interdisciplinary field of cognitive science.

***Briefly, what activities are consistently performed that move the C/I toward meeting its established mission? This section should also include activities related to meeting the State Board of Governor's mission. The State Board of Governors mission includes the following:***

1. Strengthen Quality and Reputation of Academic Programs and Universities
2. Increase Degree Productivity and Program Efficiency
3. Increase the Number of Degrees Awarded in STEM and Other Areas of Strategic Emphasis
4. Strengthen Quality and Reputation of Scholarship, Research and Innovation
5. Increase Research and Commercialization Activity
6. Increase Collaboration and External Support for Research Activity
7. Strengthen Quality and Recognition of Commitment to Community and Business Engagement

8. Increase Levels of Community and Business Engagement
9. Increase Community and Business Workforce

The primary activity of the Institute has been to oversee a graduate training specialization in cognitive science. Students who took classes from a set of cognitive science courses could receive a designation recognizing their study of Cognitive Science on their transcript. This program allows students in a range of academic departments to get specialized training within cognitive science, including the development of marketable skills (research design, programming, and the like).

Activities:

### ***Overall Status***

- What is the Center or Institute best known for?  
The Institute is best known for the graduate specialization curriculum.
- What is the greatest strength of the Center or Institute?  
The Institute provides a vehicle for scientific training for students from many departments, including those that are not STEM departments (e.g., Philosophy or Music).
- What are the most significant challenges facing the Center or Institute?  
The Institute does not have any dedicated funding or staff, which makes it difficult to effectively pull the cognitive science community at FSU together.

### ***Funding –***

**Please provide the source and amount of expenditures from 2008-2009 to 2012-2013, using the following categories.**

<b>Expenditures</b>	<b>2008-2009</b>	<b>2011-2012</b>	<b>2012-2013</b>
University (E&G)	0	0	0
State (General Revenue Other than E&G)	0	0	0
State (C&G)	0	0	0
Federal	0	0	0
Local	0	0	0
Private / nonprofit organization	0	0	0
Endowment proceeds	0	0	0
Proceeds from patents or royalties	0	0	0

Sales from services or products	0	0	0
Others (specify)	0	0	0
<b>Total expenditures</b>	<b>0</b>	<b>0</b>	<b>0</b>

**Endowment Information:** N/A

Is the C/I supported in whole or in part by proceeds from an endowment?

If so:

- What is the amount of the endowment?
- Where is the endowment managed?
- Does the C/I spend only interest earnings?
- Does the C/I spend part of the capital of the endowment?

**Contract and Grant Information:** N/A

	2008-2009	2011-2012	2012-2013
Number of proposals submitted			
Number of proposals funded			
Proposals Made Jointly with Individuals not Directly associated with the Center / Institute			
<b>Total amount of awards</b>			

- Are any of the contracts or grants multi-year?
- How many years does the Center or Institute have left on any current contract or grant?
- Have any contracts or grants been renewed during this reporting period?  
If yes, how many?

**Other Center or Institute Activities:** N/A

- Have any patents or royalties been generated? If so, please describe.
- Has the Center or Institute applied for a patent that has not yet been granted? If so, please describe.

Comments or additional information: n/a

**Employment -- N/A**

**University Positions associated with your C/I**

	2008-2009	2011-2012	2012-2013
Number of Faculty (FTE)			
Number of A&P and USPS positions (FTE)			
<b>Total Positions</b>			

**Student Employment (include graduate and undergraduate)**

	2008-2009	2011-2012	2012-2013
Number of research assistants employed (FTE)			
Number of teaching assistants employed (FTE)			
Number of interns (with stipend or OPS)			
Number of interns (without pay)			
Total student positions			

**Other Student Financial Benefits (include graduate and undergraduate)**

	2008-2009	2008-2009	2011-2012	2011-2012	2012-2013	2012-2013
	<b>Number</b>	<b>\$ Amount</b>	<b>Number</b>	<b>\$ Amount</b>	<b>Number</b>	<b>\$ Amount</b>
Out of state tuition waivers						
Student fellowships						
Scholarships						
Post-doctoral support						
Amount of student travel support						
Amount of registration for student conference attendance						
Other support (specify)						

Comments or additional information: n/a

**Research and Extension -- N/A**

*Note: Web-delivered and CD Rom publications are to be counted in these totals.*

**Publications (in Refereed Journals, Peer-Reviewed Books or Peer-Reviewed Chapters)**

Do not include those credited to the faculty member's primary academic department that are unrelated to the C/I mission.

	2008-2009	2011-2012	2012-2013
Number of faculty publications			
Number of student publications			
Number of publications authored jointly with other faculty at FSU			
Number of publications authored jointly with students in the C/I			
Number of publications authored jointly with faculty at locations other than FSU			

**Please have a list of relevant publications available if requested.**

**Other Publications and Conference Papers**

	2008-2009	2011-2012	2012-2013
Number of extension or outreach publications			
Number of <u>national</u> conference papers submitted			
Number of <u>national</u> conference papers accepted			
Date, Conference and Name of presentation(s)			
Number of <u>regional</u> conference papers submitted			
Number of <u>regional</u> conference papers accepted			

Date, Conference and Name of presentation(s)			
---	--	--	--

### **Annual Report**

Does the Center or Institute produce an annual report? If so, please have copies available or provide the web link.

### **Student Publications: N/A**

	2008-2009	2011-2012	2012-2013
Number of student theses credited to or associated with the C/I			
Number of dissertations			
Number of any other student papers			

**Professional Development and Assistance: N/A**

**Consulting**

	2008-2009	2011-2012	2012-2013
Number of consulting contracts			
Name of consulting recipient(s)			
Consulting Subject or Topic			
Amount of funding provided through general funds of the C/I			
Amount of funding obtained through contract in addition to general C/I funds			

**Technical Assistance: N/A**

	2008-2009	2011-2012	2012-2013
Number of technical assistance sessions or seminars offered			
Name of technical assistance recipient(s)			
Technical Assistance Subject or Topic			
Amount of Funding			

**Conferences or Symposia: N/A**

- How many conferences or symposia has the Center or Institute sponsored or hosted during this reporting period. Please list.

Comments or additional information: n/a

## ***Management***

- Please provide an organizational chart. N/A – we only have a director to oversee the Institute.
- Is the Center or Institute legislatively created? No.
- Does the Center or Institute have an advisory board? How often are meetings held? Does the board manage the C/I or does it serve in an advisory capacity? Please describe and include a list of current members. N/A
- How long has the director served? 7 years
- How does the directorship change hands? Directors serve as long as they wish; directorship changes hands when the current director decides to abdicate the position.
- Are there any issues associated with management transition? No.
- If there are multiple sites, how are they administered? Who has final oversight? N/A

Comments or additional information: n/a

## ***Additional Issues***

### **Issues facing the Center or Institute**

The Institute for Cognitive Sciences has a limited role. There is no budget, staff, or faculty positions associated with the Institute. It would be possible to grow this into a more substantive entity that draws the cognitive science community at FSU together (psychology, communication disorders, education, linguistics, philosophy, among others), but that would likely require resources from the university (e.g., funds for a colloquium series that would serve as vehicle for bringing faculty together and opening discussions between faculty across departments).

### **Overall Evaluation**

- ✓ The Institute for Cognitive Sciences provides students with opportunities to pursue broad training opportunities within the interdisciplinary field of cognitive science. This field includes Psychology, Philosophy, Computer Science and Modern Languages. It currently has a limited role and no resources to speak of. With additional resources, activities to support both faculty and students would be possible, such as a colloquium series or coordinated discussions between faculty across these departments.
- ✓ There is no E&G funding associated with the Institute.
- ✓ It is recommended a dedicated source of funding be sought to formalize the efforts of the Institute.
- ✓ Retain active status, pending activities related to funding

## Questions for Centers and Institutes (C/I) Review

### *Mission and C/I activities*

***Please provide contact information, both for management and for budget information.***

Name of Center or Institute: L. L. Schendel Speech and Hearing Clinic

Address: 201 W. Bloxham, Tallahassee, FL 32306-1200

Phone: (850) 644-2238

Director: Lisa A. Scott, Ph.D. CCC-SLP

Director e-mail address: lscott@fsu.edu

Phone: (850) 644-9143

Budget and funding contact: Ellen Harman

Contact e-mail address: ellen.harman@cci.fsu.edu

Phone: (850) 644-8105

Web Link: <http://commdisorders.cci.fsu.edu/speech-hearing-clinic/>

### ***What is the Center's or Institute's mission statement?***

The L. L. Schendel Speech and Hearing Clinic has a dual mission: (a) to provide effective community services that improve the communication abilities of individuals of all ages and (b) to provide a teaching and clinical research laboratory that seeks to develop exemplary assessment and treatment procedures for use by our students and professionals in speech-language pathology and audiology. Innovative and relevant theory development, research, and services are viewed as unitary academic, research, and clinical efforts that combined, strive for one goal: the enhancement of the communicative well-being of the individuals served.

***Briefly, what activities are consistently performed that move the C/I toward meeting its established mission? This section should also include activities related to meeting the State Board of Governor's mission. The State Board of Governors mission includes the following:***

We believe the Center (hereafter referred to as "the Clinic") best meets the following highlighted Board of Governors mission components:

1. Strengthen Quality and Reputation of Academic Programs and Universities
2. Increase Degree Productivity and Program Efficiency
3. Increase the Number of Degrees Awarded in STEM and Other Areas of Strategic Emphasis – N/A
4. Strengthen Quality and Reputation of Scholarship, Research and Innovation

5. Increase Research and Commercialization Activity
6. Increase Collaboration and External Support for Research Activity – N/A
7. Strengthen Quality and Recognition of Commitment to Community and Business Engagement
8. Increase Levels of Community and Business Engagement
9. Increase Community and Business Workforce

*Activities:*

- a. The Clinic is an integral component of the quality and reputation of the School of Communication Science and Disorders (SCSD) at Florida State University, and allows our graduates to attain a 100% employment rate. The most recent *U.S. News and World Report* graduate program rankings ranked our graduate program 21<sup>st</sup> out of 298 programs nationally. The clinical training provided in our Clinic meets the American Speech-Language-Hearing Association's (ASHA) accreditation standards for training students who will be able to pursue the ASHA Certificate of Clinical Competence in speech-language pathology and state licensure as a speech-language pathologist.

Approximately 70 graduate students participate each year in high quality assessments and interventions to address the hearing, speech and swallowing, language and literacy, and augmentative communication needs of individuals with communication impairments. The students are supervised by certified, licensed and highly qualified faculty specializing in clinical services and education. Students gain knowledge and skills competencies through supervised practice to become highly qualified SLPs in a variety of settings, including health care and education.

The clinic also serves as an observational and introduction to practice laboratory for the 180 undergraduates enrolled in CSD. It also offers observational opportunities to local students enrolled in our BRIDGE program for individuals seeking post-baccalaureate courses in speech-language pathology and audiology in order to apply to a graduate degree program.

- b. As stated in our Mission, the Clinic offers a clinical research laboratory for faculty and students to unite to develop and integrate evidenced based practice into the services offered by the Clinic. Further, the SCSD faculty and graduate students are able to conduct clinical research that will improve the lives of our clients and enhance the diffusion of innovations for individuals with communication impairments nationwide.
- c. With regards to community engagement, the Clinic provides a full service speech and hearing practice for both the local and regional community, serving more than 500 individuals annually. Our clinic provides a valuable service to many individuals that would not be able to access services elsewhere because of our support for children's services through quarterly gifts from the Scottish Rite

Foundation, our reduced fees for FSU students and employees, a sliding-scale fee-for-service system for those individuals who meet income guidelines, and our acceptance of Medicaid. We are one of the area's few speech and hearing practices that accepts Medicaid; in fact, we are the only audiology practice between Panama City and Jacksonville who accepts Medicaid for audiology services. Further, we recently have started offering cochlear implant mapping, which is another audiology service that has previously been unavailable in the NW Florida region. We offer services across the many types of communication impairments that impact individuals of all ages. We also provide prevention activities and family support.

- d. As stated previously, the Clinic contributes to the community's workforce given that we have a 100% employment rate of our graduates. An overwhelming majority of these graduates go on to take jobs in Florida in both healthcare and educational settings.

### ***Overall Status***

- What is the Center or Institute best known for?

FSU's L.L. Schendel Speech and Hearing Clinic is best known for accomplishing its dual mission: students become highly competent clinicians while participating in the provision of high quality services to our community membership. We do not believe one component of the mission can be achieved without the other. Our students provide timely and evidence based practice mentored by nationally recognized faculty.

- What is the greatest strength of the Center or Institute?

Our greatest strength is the interchange between our expert faculty and the enthusiastic students focused on addressing the unique needs of every individual that walks through our doors. Each client is treated with respect and provided with the latest options for communication assessment and intervention.

Further, our graduate students are required to participate in a research project as part of their academic requirements. Many of these students elect to conduct a clinical intervention project and recruit clients from our clinic. Through these opportunities, students learn to use the scientific literature to create evidence-based interventions, collaborate with faculty experts in a given area of communication disorders, and collect their own data on how those interventions actually work with a real person. It also permits our clients the opportunity to participate in research and make a contribution to the future care of others who have their same diagnosis. Students learn to become team members with other professionals and with the clients themselves. It is also a great strength that the FSU Clinic works closely with other agencies in the community to ensure that we offer support where the need is greatest and that we seek to maintain our

competition-neutral status in the community. We address the needs of our FSU students as a priority and also support FSU faculty and staff campus-wide.

- What are the most significant challenges facing the Center or Institute?  
Our greatest challenge at this time is having adequate faculty and funding to meet both the training needs of our graduate students and the community's need for services. Many of our clients are ineligible for insurance reimbursement for their therapy, and the ones who are eligible have varying coverage. Clients without insurance also have varying ability to pay out-of-pocket. Earlier, it was mentioned that we provide services to Medicaid recipients but Medicaid's reimbursement for services is well below our standard charges. We feel it is critical, however, to be a resource for community members who might otherwise go unserved. Thus, continued financial support of our operations from clinic revenues alone is a significant challenge.

With student training equal in importance to our services to individuals, our faculty spend significant time and resources meeting both components of the mission. The university's budget status has significantly affected our ability to employ adjunct faculty, resulting in fewer students and ultimately fewer clients to participate in the Clinic. While budget cuts have reduced our capacity to serve the numbers of students and clients, it has not dimmed our vision or commitment to delivery of high quality services, teaching, and research.

### ***Funding –***

**Please provide the source and amount of expenditures from 2008-2009 to 2012-2013, using the following categories.**

<b>Expenditures</b>	<b>2008-2009</b>	<b>2011-2012</b>	<b>2012-2013</b>
University (E&G)	0	0	0
State (General Revenue Other than E&G)	0	0	0
State (C&G)	0	0	0
Federal	0	0	0
Local	0	0	0
Private / nonprofit organization	\$30,000.00	\$25,000	\$15,000
Endowment proceeds	0	0	0
Proceeds from patents or royalties	0	0	0
Sales from services or products	\$214,508.00	\$230,654.00	\$245,989.00
Others (specify)	0	0	0
<b>Total expenditures</b>	<b>\$244,508.00</b>	<b>\$255,654.00</b>	<b>\$260,989.00</b>

### Endowment Information

Is the C/I supported in whole or in part by proceeds from an endowment?

No

If so:

- What is the amount of the endowment? – N/A
- Where is the endowment managed? – N/A
- Does the C/I spend only interest earnings? – N/A
- Does the C/I spend part of the capital of the endowment? – N/A

### Contract and Grant Information

	2008-2009	2011-2012	2012-2013
Number of proposals submitted	0	0	0
Number of proposals funded	0	0	0
Proposals Made Jointly with Individuals not Directly associated with the Center / Institute	0	0	0
<b>Total amount of awards</b>	<b>0</b>	<b>0</b>	<b>0</b>

- Are any of the contracts or grants multi-year? - N/A
- How many years does the Center or Institute have left on any current contract or grant? – N/A
- Have any contracts or grants been renewed during this reporting period? If yes, how many? – N/A

### Other Center or Institute Activities

- Have any patents or royalties been generated? If so, please describe.

No

- Has the Center or Institute applied for a patent that has not yet been granted? If so, please describe.

No

Comments or additional information: n/a

**Employment --**

**University Positions associated with your C/I**

	2008-2009	2011-2012	2012-2013
Number of Faculty (FTE)	.375	.375	.42
Number of A&P and USPS positions (FTE)	0.5	1.0	1.0
<b>Total Positions</b>	<b>.875</b>	<b>1.375</b>	<b>1.42</b>

**Student Employment (include graduate and undergraduate)**

	2008-2009	2011-2012	2012-2013
Number of research assistants employed (FTE)	0	0	0
Number of teaching assistants employed (FTE)	0	0	0
Number of interns (with stipend or OPS)	0	0	0
Number of interns (without pay)	0	0	0
Total student positions	0	0	0

**Other Student Financial Benefits (include graduate and undergraduate)**

	2008-2009	2008-2009	2011-2012	2011-2012	2012-2013	2012-2013
	<b>Number</b>	<b>\$ Amount</b>	<b>Number</b>	<b>\$ Amount</b>	<b>Number</b>	<b>\$ Amount</b>
Out of state tuition waivers	0	0	0	0	0	0
Student fellowships	0	0	0	0	0	0
Scholarships	0	0	0	0	0	0
Post-doctoral support	0	0	0	0	0	0
Amount of student travel support	0	0	0	0	0	0
Amount of registration for student conference attendance	0	0	0	0	0	0
Other support (specify)	0	0	0	0	0	0

Comments or additional information: n/a

***Research and Extension --***

*Note: Web-delivered and CD Rom publications are to be counted in these totals.*

**Publications (in Refereed Journals, Peer-Reviewed Books or Peer-Reviewed Chapters)**

Do not include those credited to the faculty member's primary academic department that are unrelated to the C/I mission.

	2008-2009	2011-2012	2012-2013
Number of faculty publications	0	0	0
Number of student publications	0	0	0
Number of publications authored jointly with other faculty at FSU	0	0	0
Number of publications authored jointly with students in the C/I	0	0	0
Number of publications authored jointly with faculty at locations other than FSU	0	0	0

**Please have a list of relevant publications available if requested.**

### Other Publications and Conference Papers

	2008-2009	2011-2012	2012-2013
Number of extension or outreach publications	0	0	0
Number of <u>national</u> conference papers submitted	0	0	0
Number of <u>national</u> conference papers accepted	0	0	0
Date, Conference and Name of presentation(s)	N/A	N/A	N/A
Number of <u>regional</u> conference papers submitted	0	0	2
Number of <u>regional</u> conference papers accepted	0	0	2
Date, Conference and Name of presentation(s)			Available upon request

### Annual Report

Does the Center or Institute produce an annual report? No

### Student Publications

	2008-2009	2011-2012	2012-2013
Number of student theses credited to or associated with the C/I	0	0	0
Number of dissertations	0	0	0
Number of any other student papers	0	0	0

### Professional Development and Assistance

#### Consulting

	2008-2009	2011-2012	2012-2013
Number of consulting contracts	0	0	0
Name of consulting recipient(s)	N/A	N/A	N/A
Consulting Subject or Topic	N/A	N/A	N/A
Amount of funding provided through general funds of the C/I	0	0	0
Amount of funding obtained through contract in addition to general C/I funds	0	0	0

## Technical Assistance

	2008-2009	2011-2012	2012-2013
Number of technical assistance sessions or seminars offered	0	0	0
Name of technical assistance recipient(s)	N/A	N/A	N/A
Technical Assistance Subject or Topic	N/A	N/A	N/A
Amount of Funding	0	0	0

## Conferences or Symposia

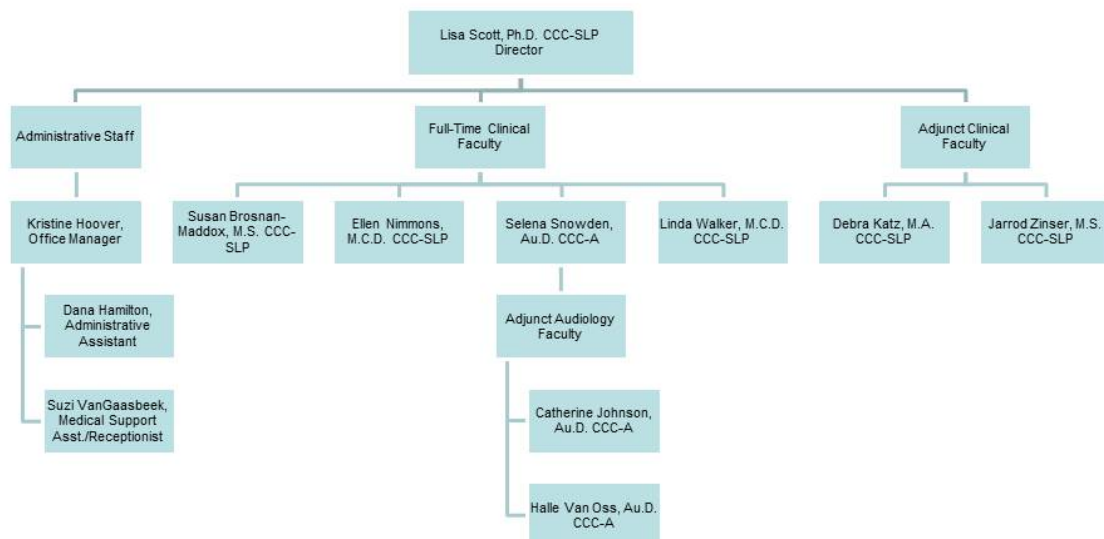
- How many conferences or symposia has the Center or Institute sponsored or hosted during this reporting period. 0

Comments or additional information: n/a

## Management

- Please provide an organizational chart –

L.L. Schendel Speech & Hearing Clinic Organizational Chart



- Is the Center or Institute legislatively created? No
- Does the Center or Institute have an advisory board? How often are meetings held? No
- Does the board manage the C/I or does it serve in an advisory capacity? N/A
- Please describe and include a list of current members. N/A
- How long has the director served? 4 years
- How does the directorship change hands?

The Directorship appointment is held by the Director of Clinical Education. This position is appointed by the Director of the School of Communication Science and Disorders with consensus of the faculty, according to the School's Bylaws.

- Are there any issues associated with management transition? N/A
- If there are multiple sites, how are they administered? N/A
- Who has final oversight? N/A

Comments or additional information: n/a

### ***Additional Issues***

**Issues facing the Center or Institute – N/A**

### **Overall Evaluation**

- ✓ The LL Schendel Clinic is effectively meeting its dual mission--(a) to provide effective community services that improve the communication abilities of individuals of all ages and (b) to provide a teaching and clinical research laboratory that seeks to develop exemplary assessment and treatment procedures for use by our students and professionals in speech-language pathology and audiology. It is well known and often used within the community and offers students an outstanding opportunity to learn in a real-world setting. The most recent *U.S. News and World Report* graduate program rankings ranked our graduate program 21<sup>st</sup> out of 298 programs nationally.
- ✓ There are no E&G funds associated with the Clinic. It is funded primarily through fees.
- ✓ No changes are recommended.
- ✓ Retain active status.

## Questions for Centers and Institutes (C/I) Review

### *Mission and C/I activities*

***Please provide contact information, both for management and for budget information.***

Name of Center or Institute: Claude Pepper Center

Address: 636 West Call Street, Tallahassee, FL 32306-1124

Phone: 850-644-9311

Director: Larry Polivka, Ph.D.

Director e-mail address: lpolivka2@fsu.edu

Phone: 850-645-7835

Budget and funding contact: Monica Laughlin, Office Administrator

Contact e-mail address: mlaughlin@fsu.edu

Phone: 850-644-9333

Web Link: <http://claudepeppercenter.fsu.edu>

If multidisciplinary, please list departments associated with C/I: N/A

### ***What is the Center's or Institute's mission statement?***

The central mission of the Claude Pepper Center at Florida State University is to use information and data from multiple sources to help inform policy makers, researchers, teachers, the media and the general public about the health, long term care and income security challenges confronting the nation's older citizens.

In pursuing this mission, The Center has generated several articles, book chapters, reports, op ed columns and blog postings that can be found in the Social Media and Reports section of the Center's website.

All of our activities are dedicated to sustaining the Senator Claude Pepper's view that "the national attitude toward old people has made a 180-degree turn. More and more, younger generations have come to realize that in their elders they have a precious and useful asset, not a burden. Old people are the same persons they were when they were young. Some may not hear so well, may have to wear glasses, maybe are a step slower when they walk. But they are not useless, and they must not be treated as outcasts, as more and more Americans have come to realize."

***Briefly, what activities are consistently performed that move the C/I toward meeting its established mission? This section should also include activities related to meeting the State Board of Governor's mission. The State Board of Governors mission includes the following:***

1. Strengthen Quality and Reputation of Academic Programs and Universities
2. Increase Degree Productivity and Program Efficiency
3. Increase the Number of Degrees Awarded in STEM and Other Areas of Strategic Emphasis
4. Strengthen Quality and Reputation of Scholarship, Research and Innovation
5. Increase Research and Commercialization Activity
6. Increase Collaboration and External Support for Research Activity
7. Strengthen Quality and Recognition of Commitment to Community and Business Engagement
8. Increase Levels of Community and Business Engagement
9. Increase Community and Business Workforce

Activities:

- a) To conduct research and support projects that utilize information and data from multiple sources to help inform policymakers, researchers, teachers, the media and general public about the health, long-term care and income security challenges confronting the nation's older citizens and under-served population.
- b) To participate in conferences, symposia and generate articles, chapters, reports, columns and blogs to address issues confronting the under-served and older citizens of society with a commitment to open, fair and bipartisan investigation.
- c) To educate and inform national organizations, political leaders, business leaders and media on key issues effecting the quality of life of older and under-served citizens, initiatives that can be taken to enhance their quality of life taking into account the economic climate, looking retrospectively at what policies or programs have been initiated in the past, addressing their successes or failures, what is being considered to address them today and anticipation of their outcomes.
- d) To foster and develop relationships with media, educators, researchers, policymakers and national organizations based on shared interests and concerns.
- e) To respond to national and state advocacy organization requests for research and analysis.
- f) The Claude Pepper Center has developed and expanded a data warehouse which is called the Claude Pepper Data Center. The Data Center has been actively engaged with the State of Florida evaluating its efforts to divert individuals from long-term nursing home based care and to transition those already residing in nursing homes to return to community-based care settings. The Data Center is expanding into independent peer-reviewed research relating to Florida's more disadvantaged subpopulations, including the aged, disabled, and poor. The Data Center strives to provide data and research that can help inform policy makers about issues that affect Florida's most vulnerable citizens which furthers Senator Pepper's mission to better the lives of all American citizens, including those who are most vulnerable.

### ***Overall Status***

What is the Center or Institute best known for? The Center is best known for its research and policy analysis projects that utilize information and data from multiple sources to help inform and educate policymakers, researchers, teachers, the media and general public about the health, long-term care and income security challenges confronting the nation's older citizens and other vulnerable populations. The Center also supports activities related to the outreach and operation of the Claude Pepper Library and Museum.

What is the greatest strength of the Center or Institute? The contribution it is making through research and evaluation to educate policymakers, researchers, teachers and general public about the health, long-term care and income security challenges confronting the nation's older citizens and other vulnerable populations.

What are the most significant challenges facing the Center or Institute? The major challenge facing the Center is the gap between available resources and the resources needed to address the many policy and practice issues regarding the health and economic security of the older population. This gap may widen as the older population (65+) doubles in Florida and the nation over the next 15-20 years.

### ***Funding –***

**Please provide the source and amount of expenditures from 2008-2009 to 2012-2013, using the following categories.**

<b>Expenditures</b>	<b>2008-2009</b>	<b>2011-2012</b>	<b>2012-2013</b>
University (E&G)	\$87,304.99	\$282,673.50	\$209,793.90
State (General Revenue Other than E&G)	0	0	0
State (C&G)	\$400,099.24	\$210,582.66	\$332,803.06
Federal	0	0	0
Local	0	0	0
Private / nonprofit organization	\$340,530.43	\$311,614.43	\$554,471.04
Endowment proceeds	0	0	0
Proceeds from patents or royalties	0	0	0
Sales from services or products	0	0	0
Others (specify)	0	0	0
<b>Total expenditures</b>	<b>\$827,934.66</b>	<b>\$804,870.59</b>	<b>\$1,097,068.00</b>

### Endowment Information

Is the C/I supported in whole or in part by proceeds from an endowment? Yes

If so:

- What is the amount of the endowment? \$12,145,893.22
- Where is the endowment managed? FSU Foundation
- Does the C/I spend only interest earnings? Yes
- Does the C/I spend part of the capital of the endowment? No

### Contract and Grant Information

	2008-2009	2011-2012	2012-2013
Number of proposals submitted	0	1	2
Number of proposals funded	0	1	2
Proposals Made Jointly with Individuals not Directly associated with the Center / Institute	0	0	0
<b>Total amount of awards</b>	<b>0</b>	<b>1</b>	<b>2</b>

- Are any of the contracts or grants multi-year? Yes
- How many years does the Center or Institute have left on any current contract or grant? One
- Have any contracts or grants been renewed during this reporting period? If yes, how many? One

### Other Center or Institute Activities

- Have any patents or royalties been generated? If so, please describe. None
- Has the Center or Institute applied for a patent that has not yet been granted? If so, please describe. No

Comments or additional information: n/a

***Employment --***

**University Positions associated with your C/I**

	2008-2009	2011-2012	2012-2013
Number of Faculty (FTE)	3	4	4
Number of A&P and USPS positions (FTE)	2	4	4
<b>Total Positions</b>	<b>5</b>	<b>8</b>	<b>8</b>

**Student Employment (include graduate and undergraduate)**

	2008-2009	2011-2012	2012-2013
Number of research assistants employed (FTE)	0	1	1
Number of teaching assistants employed (FTE)	0	0	0
Number of interns (with stipend or OPS)	0	0	0
Number of interns (without pay)	0	0	0
Total student positions	0	1	1

**Other Student Financial Benefits (include graduate and undergraduate)**

	2008-2009	2008-2009	2011-2012	2011-2012	2012-2013	2012-2013
	<b>Number</b>	<b>\$ Amount</b>	<b>Number</b>	<b>\$ Amount</b>	<b>Number</b>	<b>\$ Amount</b>
Out of state tuition waivers	0	0	1	\$25,843.32	1	\$5,438.76
Student fellowships	0	0	0	0	0	0
Scholarships	0	0	0	0	0	0
Post-doctoral support	0	0	0	0	0	0
Amount of student travel support	0	0	0	0	0	0
Amount of registration for student conference attendance	0	0	0	0	0	0
Other support (specify)	0	0	0	0	0	0

Comments or additional information: *n/a*

***Research and Extension --***

*Note: Web-delivered and CD Rom publications are to be counted in these totals.*

**Publications (in Refereed Journals, Peer-Reviewed Books or Peer-Reviewed Chapters)**

Do not include those credited to the faculty member's primary academic department that are unrelated to the C/I mission.

	2008-2009	2011-2012	2012-2013
Number of faculty publications	0	2	2
Number of student publications	0	0	0
Number of publications authored jointly with other faculty at FSU	0	0	0
Number of publications authored jointly with students in the C/I	0	0	0
Number of publications authored jointly with faculty at locations other than FSU	0	1	1

**Please have a list of relevant publications available if requested.**

### Other Publications and Conference Papers

	2008-2009	2011-2012	2012-2013
Number of extension or outreach publications	0	0	0
Number of <u>national</u> conference papers submitted	0	5	4
Number of <u>national</u> conference papers accepted	0	4	4
Date, Conference and Name of presentation(s)	0	GSA/ASA	GSA/ASA
Number of <u>regional</u> conference papers submitted	0	2	3
Number of <u>regional</u> conference papers accepted	0	2	3
Date, Conference and Name of presentation(s)	0	Florida Council on Aging	Florida Council on Aging

### Annual Report

Does the Center or Institute produce an annual report? If so, please have copies available or provide the web link. No

### Student Publications

	2008-2009	2011-2012	2012-2013
Number of student theses credited to or associated with the C/I	0	0	0
Number of dissertations	0	0	0
Number of any other student papers	0	0	0

### Professional Development and Assistance

#### Consulting

	2008-2009	2011-2012	2012-2013
Number of consulting contracts	0	1	1
Name of consulting recipient(s)	0	Brandt	Brandt
Consulting Subject or Topic	0	Prof. IT Services	Prof. IT Services
Amount of funding provided through general funds of the C/I	0	\$35,315.04	\$5,500
Amount of funding obtained through contract in addition to general C/I funds	0	0	\$66,813.75

### Technical Assistance

	2008-2009	2011-2012	2012-2013
Number of technical assistance sessions or seminars offered	0	0	3
Name of technical assistance recipient(s)	0	0	Agency for Health Care Administration
Technical Assistance Subject or Topic	0	0	
Amount of Funding	0	0	0

### Conferences or Symposia

- How many conferences or symposia has the Center or Institute sponsored or hosted during this reporting period. Please list. None

Comments or additional information: n/a

### Management

- Please provide an organizational chart  
Larry Polivka, Director of Pepper Center, Glenn Mitchell, Director of Pepper Data Center, Lisa Rill, Research Associate, Lori Gonzalez, Research Associate, Carolyn Muse, Business Analyst, Monica Laughlin, Office Administrator, Kacey Heekin, Research Assistant, Alex Smith, IT Technician, Jessica Plank, Office Assistant
- Is the Center or Institute legislatively created? No
- Does the Center or Institute have an advisory board? Yes  
How often are meetings held? “dnf”  
Does the board manage the C/I or does it serve in an advisory capacity? Advisory  
Please describe and include a list of current members.  
Advisory Board: Dean, College of Social Sciences and Public Policy; Pepper Institute Director, Pepper Eminent Scholar Chair, two representatives from The Claude Pepper Foundation, Inc.
- How long has the director served? Four years
- How does the directorship change hands? The Claude Pepper Foundation, Inc. Board shall select the Director of the Pepper Center subject to the approval of the Dean of the College of Social Sciences and Public Policy.
- Are there any issues associated with management transition? No
- If there are multiple sites, how are they administered? N/A Who has final oversight? N/A

Comments or additional information: n/a

### ***Additional Issues***

**Issues facing the Center or Institute**                      None

### **Overall Evaluation**

- ✓ The Claude Pepper Center is meeting its mission of using information and data from multiple sources to help inform policy makers, researchers, teachers, the media and the general public about the health, long term care and income security challenges confronting the nation's older citizens. It conducts research and support projects that help inform policymakers, researchers, teachers, the media and general public about the health, long-term care and income security challenges confronting the nation's older citizens and under-served population. Its faculty participates in symposia and conferences and produces journal articles; develop relationships with media, educators, researchers, policymakers and national organizations; and have developed and expanded the Claude Pepper Data Warehouse.
- ✓ Its ratio of E&G to other funds generated is 1:4.
- ✓ No changes are needed.
- ✓ Active status retained.

## Questions for Centers and Institutes (C/I) Review

### *Mission and C/I activities*

***Please provide contact information, both for management and for budget information.***

Name of Center or Institute: Florida Blue Center for Rural Health Research and Policy

Address: 1115 W. Call Street, Tallahassee, FL 32306

Phone: (850) 644-3454

Director: Gail R. Bellamy, PhD

Director e-mail address: gail.bellamy@med.fsu.edu

Phone: (850)644-3454

Budget and funding contact: Josh Jordan

Contact e-mail address: joshua.jordan@med.fsu.edu

Phone: 850-644-3516

Web Link: <http://med.fsu.edu/?page=ruralHealthResearchPolicy.home>

If multidisciplinary, please list departments associated with C/I:

### ***What is the Center's or Institute's mission statement?***

The Florida Blue Center for Rural Health Research and Policy was established in December 2002 with a gift endowment from Blue Cross Blue Shield of Florida. The center is dedicated to the advancement of quality health services and research in Florida's rural communities.

The core mission of the center includes researching and addressing the unique challenges and opportunities facing Florida's rural health care system, providers, and consumers.

Approximately 10% of Florida's population lives in rural communities and are adversely impacted by limited access to care and a maldistribution of physicians. The center's work helps the state better understand what Rural Florida is facing and how to address those needs.

***Briefly, what activities are consistently performed that move the C/I toward meeting its established mission? This section should also include activities related to meeting the State Board of Governor's mission. The State Board of Governors mission includes the following:***

1. Strengthen Quality and Reputation of Academic Programs and Universities
2. Increase Degree Productivity and Program Efficiency

3. Increase the Number of Degrees Awarded in STEM and Other Areas of Strategic Emphasis
4. Strengthen Quality and Reputation of Scholarship, Research and Innovation
5. Increase Research and Commercialization Activity
6. Increase Collaboration and External Support for Research Activity
7. Strengthen Quality and Recognition of Commitment to Community and Business Engagement
8. Increase Levels of Community and Business Engagement
9. Increase Community and Business Workforce

At the policy level, the Center works at the state and national level to be a source of and have a reputation for providing quality information about rural Florida and rural Floridians to inform policy and regulatory issues. A measure of success is the number of calls we receive for information or input on issues related to rural health. Within the research sphere, the Center works across colleges, across campuses, and across communities, leading or partnering with others, to bring together multidisciplinary researchers and students along with community stakeholders to conduct needs assessments, develop clinical and public health programs, and to develop patient centered outcomes research proposals for submission to funders (public and private). Similarly we reach out to community stakeholders (faith community, business leaders, health providers, educators, etc.) to engage them in helping improve the health of their communities.

#### Seven Year Highlights:

Conducted five statewide rural Town Halls to engage community in validation of Florida State Rural Health Plan.

Successfully applied to Florida Blue Foundation to create and annually organize the Rural Education Opportunity Program (REOP), the implementation of a best practice out of the University of Minnesota Duluth to promote medical student interest in rural practice. 600 incoming FSU COM students have visited 15 rural communities in 11 Panhandle counties.

Supported successful network grant application for rural health workforce development in six rural counties (Hamilton, Jefferson, Lafayette, Madison, Suwannee, Taylor) and continue active involvement as member of advisory board. The Network has held 3 Annual Summits, and hosted 1-2 Health Scholars Camps each summer since 2010.

Supported successful planning grant application to bring local health care to Havana community in Gadsden County, Havana Health and Wellness, and continue active advisory involvement. Planning activities involved MPH, RN, and social work students (FSU and FAMU) in community needs assessment engaging faith community, seniors, educators, policymakers, and businesses in Havana. In 2013, Havana Health and Wellness entered into a partnership with Neighborhood Medical Services to provide medical care for the underserved in their community.

Reactivated and energized the Government Affairs Committee of the Florida Rural Health Association. Surveying members on areas of concern, working with GIS experts to develop

maps for legislative staff (Federal and State) of their districts with rural health data and location of rural health providers.

### Activities

- a) Provide leadership and participate with colleagues within COM, FSU, in the community (business, faith community, provider organizations, government, non-profit) and statewide to
  - develop partnerships among various stakeholders (appropriate to project),
  - identify health needs within Florida rural panhandle and other rural communities,
  - assist in the preparation of grants to support planning and or implementation of efforts to address needs,
  - participate in the selection of mission-based candidates for COM admission
  - program implementation, and
  - evaluation.
- b) Provide leadership and participate with colleagues regionally and nationally to educate and advocate on behalf of the health of rural and underserved populations
  - Elected to Executive Board of the American Public Health Association.
  - Past President's Council of the National Rural Health Association
  - Chaired FRHA Government Affairs Committee 2009-2013
  - Conduct annual survey of members to identify legislative priorities,
  - Work with colleagues in FL DOH and COM experts in GIS to develop maps of districts served by federal and state elected officials with relevant information pertaining to rural constituencies.
  - Serve as state point person for Hill visits in DC during National Rural Health Association Policy Institute
- c) Represent FSU COM locally, and on state and national boards
  - Day of Dialogue on Minority Health Steering Committee
  - Havana Health and Wellness Steering Committee
  - North Florida Rural Health Workforce Development Network Advisory Board
  - Chair, Editorial Board Journal of Rural Health
  - FRHA Board of Directors
  - American Public Health Association (various leadership positions)
- d) Lead/facilitate the development of an annual rural experience for incoming medical and other health or allied health professions students (e.g., MPH, RN).
  - Learning experience formally included within Medicine 1 curriculum starting with class of 2018.

- Lectures on rural health.
- e) Serve as mentor/preceptor to MPH, medical, graduate, and undergraduate students for research efforts related to rural health and rural communities.
- Bridge
  - Undergraduate Directed Independent Study
  - MPH internship

### ***Overall Status***

- What is the Center or Institute best known for?
  - a) Nationally, the Center is best known for its work in partnership with Texas A&M University School of Rural Public Health on Rural Healthy People 2020.
  - b) Nationally and statewide, the Center is best known for its support for advocacy for rural Floridians and rural residents across the country.
  - c) The Center has a growing reputation in the state for community engagement--bringing diverse parties to the table to address needs.
- What is the greatest strength of the Center or Institute?
  - a) Mission focus on health of underserved particularly rural.
  - b) Credibility.
  - c) Commitment to the health of rural and underserved populations.
- What are the most significant challenges facing the Center or Institute?
  - a) Limited dedicated human resources.

### ***Funding –***

**Please provide the source and amount of expenditures from 2008-2009 to 2012-2013, using the following categories.**

<b>Expenditures</b>	<b>2008-2009</b>	<b>2011-2012</b>	<b>2012-2013</b>
University (E&G)	0	0	0
State (General Revenue Other than E&G)	0	0	0
State (C&G)	\$5,500	\$57,633	\$47,474
Federal	0	0	0
Local	0	0	0
Private / nonprofit organization	0	0	0
Endowment proceeds	\$65,000	\$9,457	\$52,855
Proceeds from patents or royalties	0	0	0
Sales from services or products	0	0	0
Others (specify)	0	0	0
<b>Total expenditures</b>	<b>\$70,500</b>	<b>\$67,090</b>	<b>\$100,329</b>

### **Endowment Information**

Is the C/I supported in whole or in part by proceeds from an endowment?

If so:

- What is the amount of the endowment? \$1.2 million
- Where is the endowment managed? FSU Foundation
- Does the C/I spend only interest earnings? Yes.
- Does the C/I spend part of the capital of the endowment? No.

### Contract and Grant Information

	2008-2009	2011-2012	2012-2013
Number of proposals submitted	3	1	2
Number of proposals funded	2	1	0
Proposals Made Jointly with Individuals not Directly associated with the Center / Institute	0	0	0
<b>Total amount of awards</b>	\$18,854	0	0

- Are any of the contracts or grants multi-year? Yes
- How many years does the Center or Institute have left on any current contract or grant? Zero
- Have any contracts or grants been renewed during this reporting period? If yes, how many?

### Other Center or Institute Activities

- Have any patents or royalties been generated? N/A
- Has the Center or Institute applied for a patent that has not yet been granted? N/A

Comments or additional information: n/a

### *Employment --*

#### University Positions associated with your C/I

	2008-2009	2011-2012	2012-2013
Number of Faculty (FTE)	.25	.25	.25
Number of A&P and USPS positions (FTE)	0	0	0
<b>Total Positions</b>	<b>.25</b>	<b>.25</b>	<b>.25</b>

**Student Employment (include graduate and undergraduate)**

	2008-2009	2011-2012	2012-2013
Number of research assistants employed (FTE)	0	0	0
Number of teaching assistants employed (FTE)	0	0	0
Number of interns (with stipend or OPS)	0	0	0
Number of interns (without pay)	0	1	1
Total student positions	0	1	1

**Other Student Financial Benefits (include graduate and undergraduate)**

	2008-2009	2011-2012	2012-2013
	Amount	Number	Amount
Out of state tuition waivers	0	0	0
Student fellowships	0	0	0
Scholarships	0	0	0
Post-doctoral support	0	0	0
Amount of student travel support	0	0	0
Amount of registration for student conference attendance	0	0	0
Other support (specify)	0	0	0

Comments or additional information: n/a

***Research and Extension --***

*Note: Web-delivered and CD Rom publications are to be counted in these totals.*

**Publications in Refereed Journals**

Do not include those credited to the faculty member's primary academic department that are unrelated to the C/I mission.

	2008-2009	2011-2012	2012-2013
Number of faculty publications	0	0	0
Number of student publications	0	0	0
Number of publications authored jointly with other faculty at FSU	1	0	0
Number of publications authored jointly with students in the C/I	0	0	0
Number of publications authored jointly with faculty at locations other than FSU	4	1	0

**Please have a list of relevant publications available if requested.**

### Other Publications and Conference Papers

	2008-2009	2010-2011	2011-2012	2012-2013
Number of extension or outreach publications	1	0	0	0
Number of <u>national</u> conference papers submitted	1	2	1	2
Number of <u>national</u> conference papers accepted	1	2	1	2
Date, Conference and Name of presentation(s)	May '08, APHA, In Their Own Words: WV Uninsured Ages 50-64	Nov 2010, APHA, ED Visits: Health Reform's Canary? Dec 2010, NRHA M&M, Health Literacy in Diverse Populations	Oct 2011, APHA, Rural Healthy People 2010, 2020, and Beyond: the Needs Goes On.	Dec 2012, NRHA M&M, Rural Healthy People 2020: New Rural Health Priorities* Feb 2013 NRHA Policy Institute Meeting Rural Healthy People Needs*
Number of <u>regional</u> conference papers submitted	0	0	0	0
Number of <u>regional</u> conference papers accepted	0	0	0	0
Date, Conference and Name of presentation(s)	n/a	n/a	n/a	n/a

## Annual Report

Does the Center or Institute produce an annual report? If so, please have copies available or provide the web link.

n/a

## Student Publications

	2008-2009	2011-2012	2012-2013
Number of student theses credited to or associated with the C/I	0	0	0
Number of dissertations	0	0	0
Number of any other student papers	0	0	0

\*As non-tenured faculty, director cannot serve on dissertation committees. A bone of contention.

## Professional Development and Assistance

### Consulting

	2008-2009	2011-2012	2012-2013
Number of consulting contracts	0	0	1
Name of consulting recipient(s)	n/a	n/a	UNC Research Triangle
Consulting Subject or Topic	n/a	n/a	Community Transformation Grant-Rural Case Studies
Amount of funding provided through general funds of the C/I	0	0	n/a
Amount of funding obtained through contract in addition to general C/I funds	0	0	n/a

### Technical Assistance

	2008-2009	2011-2012	2012-2013
Number of technical assistance sessions or seminars offered	0	0	0
Name of technical assistance recipient(s)	n/a	n/a	n/a
Technical Assistance Subject or Topic	n/a	n/a	n/a
Amount of Funding	0	0	0

### Conferences or Symposia

- How many conferences or symposia has the Center or Institute sponsored or hosted during this reporting period. Please list.

Comments or additional information: n/a

### *Management*

- Please provide an organizational chart
- Is the Center or Institute legislatively created? No
- Does the Center or Institute have an advisory board? No. How often are meetings held? Does the board manage the C/I or does it serve in an advisory capacity? Please describe and include a list of current members.
- How long has the director served? November 2007
- How does the directorship change hands? There has been a single change when the previous director resigned for a position at another university.
- Are there any issues associated with management transition? No
- If there are multiple sites, how are they administered? n/a Who has final oversight?

Comments or additional information:

The Florida Blue Center for Rural Health Research and Policy has a director and no other staff. The endowment from Florida Blue in 2003 was matched by the Legislature and supports a portion of the director's salary.

### ***Additional Issues***

**Issues facing the Center or Institute:** Funding for rural health research is very limited, although agencies like NIH and AHRQ do list rural as a priority population. HRSA, the major funder of rural health programs (outreach, network) and research, funds the latter through rural health research centers around the country. This program is competitively rebid every 4 years now. The Center director for this report joined FSU in late 2007 at the point when the centers were being recompeted and did not submit an application. The rural research centers were recompeted again in late 2012-2013. The Center jointly with the Southwest Rural Health Research Center at Texas A&M University School of Rural Public Health submitted a Center grant focused on Rural Healthy People. The proposal was unsuccessful however Rural Healthy People 2020 is today a joint effort of the Texas A&M SRPH and the FSU College of Medicine. It does have an expert advisory board drawn from around the country. Efforts to secure funding for Rural Healthy People have been ongoing since 2010. Although there has been a lot of interest from the broader rural community in Rural Healthy People, evidenced by invitations to speak and present results of recent efforts, these have not resulted in extramural funding.

### **Overall Evaluation**

- ✓ The Florida Blue Center for Rural Health Research and Policy is meeting its mission of researching and addressing the unique challenges and opportunities facing Florida's rural health care system, providers, and consumers. It provides leadership and participate with colleagues within COM, FSU, in the community (business, faith community, provider organizations, government, non-profit) and statewide to develop partnerships, identify health needs, assist in the preparation of grants and participates in the selection of candidates for COM admission. It provides leadership and participates with colleagues regionally and nationally to educate and advocate on behalf of rural and underserved populations and facilitates the development of an annual rural experience for incoming medical and other health or allied health professions students (e.g., MPH, RN) and serves as mentor/preceptor to MPH, medical, graduate, and undergraduate students for research efforts related to rural health and rural communities. These opportunities for both faculty and especially students are valuable.
- ✓ There is no E&G funding within this Center. No ROI can be calculated.
- ✓ No changes are needed.
- ✓ Retain active status.

## Questions for Centers and Institutes (C/I) Review

### *Mission and C/I activities*

*Please provide contact information, both for management and for budget information.*

Name of Center or Institute: Center for Intelligent Systems, Control, and Robotics (CISCOR)

Address: FAMU-FSU College of Engineering, Rm. A229, Tallahassee, FL 32310

Phone: 850-410-6373

Director: Emmanuel G. Collins

Director e-mail address: [ecollins@eng.fsu.edu](mailto:ecollins@eng.fsu.edu)

Phone: 850-410-6373

Budget and funding contact: Jon Cloos

Contact e-mail address: [cloos@eng.fsu.edu](mailto:cloos@eng.fsu.edu)

Phone: 850-410-6333

Web Link:

If multidisciplinary, please list departments associated with C/I: Mechanical Engineering, Electrical and Computer Engineering, Computer Science, Statistics

### *What is the Center's or Institute's mission statement?*

The vision of the Center for Intelligent Systems, Control, and Robotics (CISCOR) is to use state-of-the-art technology to develop practical solutions to problems in systems, control and robotics for applications in industry and government.

CISCOR represents a cooperative approach for conducting interdisciplinary research in the automated systems area across two departments (Mechanical and Electrical and Computer) in the College of Engineering and the FSU Department of Computer Science. The Center's goal is to provide a means for the State of Florida to achieve national prominence in the area of automated systems and to assume a leadership role in the State of Florida's technology of the future. Established in 2003, CISCOR has become a leading center in Florida for the development and implementation of technologies related to Intelligent Systems, Control, and Robotics.

***Briefly, what activities are consistently performed that move the C/I toward meeting its established mission? This section should also include activities related to meeting the State Board of Governor's mission. The State Board of Governors mission includes the following:***

1. Strengthen Quality and Reputation of Academic Programs and Universities
2. Increase Degree Productivity and Program Efficiency
3. Increase the Number of Degrees Awarded in STEM and Other Areas of Strategic Emphasis
4. Strengthen Quality and Reputation of Scholarship, Research and Innovation
5. Increase Research and Commercialization Activity
6. Increase Collaboration and External Support for Research Activity
7. Strengthen Quality and Recognition of Commitment to Community and Business Engagement
8. Increase Levels of Community and Business Engagement
9. Increase Community and Business Workforce

Activities:

- a. Supervision of graduate researchers, pursuing PhD or MS degrees.
- b. Supervision of undergraduate research assistants.
- c. Proposal writing for grants and contracts.
- d. Publications in highly regarded refereed journals and technical conferences.
- e. Submissions of invention disclosures and patents.
- f. Collaboration with strong researchers at other institutions.
- g. Leadership or participation in various K-12 outreach activities.
- h. Collaboration with other FSU-based centers, especially FCAAP (Florida Center for Advanced Aeropropulsion).

### ***Overall Status***

- What is the Center or Institute best known for?  
Robotics
- What is the greatest strength of the Center or Institute?  
Robot mobility in challenging terrains
- What are the most significant challenges facing the Center or Institute?
  - Inclusion of more active researchers in CISCOR activities
  - Sustained research funding
  - Broadening into areas outside of robotic

***Funding –***

**Please provide the source and amount of expenditures from 2008-2009 to 2012-2013, using the following categories.**

<b>Expenditures</b>	<b>2008-2009</b>	<b>2011-2012</b>	<b>2012-2013</b>
University (E&G)			
State (General Revenue Other than E&G)			
State (C&G)			
Federal	\$169,406	\$449,371	\$792,273
Local			
Private / nonprofit organization			
Endowment proceeds			
Proceeds from patents or royalties			
Sales from services or products			
Others (specify) IDC Return	0	\$9,741	\$3,579
<b>Total expenditures</b>	<b>\$169,406</b>	<b>\$459,112</b>	<b>\$795,852</b>

**Endowment Information**

Is the C/I supported in whole or in part by proceeds from an endowment? NO

If so:

- What is the amount of the endowment?
- Where is the endowment managed?
- Does the C/I spend only interest earnings?
- Does the C/I spend part of the capital of the endowment?

**Contract and Grant Information**

	<b>2008-2009</b>	<b>2011-2012</b>	<b>2012-2013</b>
Number of proposals submitted	5	5	4
Number of proposals funded	3	4	2
Proposals Made Jointly with Individuals not Directly associated with the Center / Institute	0	0	0
<b>Total amount of awards</b>	<b>3</b>	<b>4</b>	<b>2</b>

- Are any of the contracts or grants multi-year? Yes
- How many years does the Center or Institute have left on any current contract or grant? Effective 7/1/13 – 3 grants w/ ~ 1 year remaining each
- Have any contracts or grants been renewed during this reporting period? If yes, how many? 2

#### **Other Center or Institute Activities**

- Have any patents or royalties been generated? If so, please describe.
  - Patent: Stochastic Anti-Windup Proportional-Integral (PI) Controller
  - No royalties generated.
- Has the Center or Institute applied for a patent that has not yet been granted? If so, please describe.
  - Patent Application: Adaptive Nonlinear Model Predictive Control Using a Neural Network and Sampling
  - Patent Application: Slip Mitigation Control for Electric Ground Vehicles

Comments or additional information: n/a

#### ***Employment --***

##### **University Positions associated with your C/I**

	2008-2009	2011-2012	2012-2013
Number of Faculty (FTE)	12	12	12
Number of A&P and USPS positions (FTE)	0	0	0
<b>Total Positions</b>	<b>12</b>	<b>12</b>	<b>12</b>

**Student Employment (include graduate and undergraduate)**

	2008-2009	2011-2012	2012-2013
Number of research assistants employed (FTE)	3	10	10
Number of teaching assistants employed (FTE)	0	0	0
Number of interns (with stipend or OPS)	1	4	8
Number of interns (without pay)	0	0	0
Total student positions	4	14	18

**Other Student Financial Benefits (include graduate and undergraduate)**

	2008-2009	2008-2009	2011-2012	2011-2012	2012-2013	2012-2013
	Number	\$ Amount	Number	\$ Amount	Number	\$ Amount
Out of state tuition waivers	3	\$4,465	10	\$ 35,182	11	\$54,535
Student fellowships						
Scholarships						
Post-doctoral support	2	\$54,875	1	\$5,010	2	\$56,782
Amount of student travel support	2	\$840	5	\$4,965	11	\$11,090
Amount of registration for student conference attendance	0	0	1	\$350	4	\$1,690
Other support (specify)						

Comments or additional information: n/a

***Research and Extension --***

*Note: Web-delivered and CD Rom publications are to be counted in these totals.*

**Publications (in Refereed Journals, Peer-Reviewed Books or Peer-Reviewed Chapters)**

Do not include those credited to the faculty member's primary academic department that are unrelated to the C/I mission.

	2008-2009	2011-2012	2012-2013
Number of faculty publications	6	7	7
Number of student publications	0	0	0
Number of publications authored jointly with other faculty at FSU	1	0	2
Number of publications authored jointly with students in the C/I	2	3	4
Number of publications authored jointly with faculty at locations other than FSU	4	4	3

**Please have a list of relevant publications available if requested.**

### Other Publications and Conference Papers

	2008-2009	2011-2012	2012-2013
Number of extension or outreach publications	0	0	0
Number of <u>national</u> conference papers submitted	Do not track	Do not track	Do not track
Number of <u>national</u> conference papers accepted	11	9	9
Date, Conference and Name of presentation(s)	Available	Available	Available
Number of <u>regional</u> conference papers submitted	0	0	0
Number of <u>regional</u> conference papers accepted	0	0	0
Date, Conference and Name of presentation(s)	n/a	n/a	n/a

### Annual Report

Does the Center or Institute produce an annual report? If so, please have copies available or provide the web link.

- Yes

## Student Publications

	2008-2009	2011-2012	2012-2013
Number of student theses credited to or associated with the C/I	1 (1 Moore)	4 (1 Clark, 1 Collins, 1 Moore, 1 Roberts)	2 (1 Collins, 1 Moore)
Number of dissertations		2 (2 Collins)	1 (1 Clark)
Number of any other student papers	0	0	0

## Professional Development and Assistance

### Consulting

	2008-2009	2011-2012	2012-2013
Number of consulting contracts	0	0	0
Name of consulting recipient(s)			
Consulting Subject or Topic			
Amount of funding provided through general funds of the C/I			
Amount of funding obtained through contract in addition to general C/I funds			

### Technical Assistance

	2008-2009	2011-2012	2012-2013
Number of technical assistance sessions or seminars offered	0	0	0
Name of technical assistance recipient(s)			
Technical Assistance Subject or Topic			
Amount of Funding			

### Conferences or Symposia

- How many conferences or symposia has the Center or Institute sponsored or hosted during this reporting period. Please list.
  - Dextrous Mobility and Unique Mobility Workshop for the Robotics Collaborative Technology Alliance: June 2012
  - Florida Conference for Recent Advances in Robotics (FCRAR): May 2013

Comments or additional information: n/a

### Management

- Please provide an organizational chart  
Director: Emmanuel G. Collins  
Assistant Director: Jonathan Clark
- Is the Center or Institute legislatively created?  
No
- Does the Center or Institute have an advisory board? How often are meetings held?  
Does the board manage the C/I or does it serve in an advisory capacity? Please describe and include a list of current members.  
No Advisory Board
- How long has the director served?  
11 years
- How does the directorship change hands?  
No
- Are there any issues associated with management transition?  
No

- If there are multiple sites, how are they administered? Who has final oversight?  
No multiple sites

Comments or additional information: n/a

### *Additional Issues*

#### **Issues facing the Center or Institute**

N/A

#### **Overall Evaluation**

- ✓ The Center for Intelligent Systems, Control, and Robotics (CISCOR) is a very large and very productive center. It is meeting its mission of using state-of-the-art technology to develop practical solutions to problems in systems, control and robotics for applications in industry and government. It supports a large number of faculty and students and provides opportunities for publications for both. Additionally, it hold the patent for the invention of the Stochastic Anti-Windup Proportional-Integral (PI) Controller and has two additional patent applications pending. Strong collaborative relationships are part of CISCOR's activities, both with researchers at other highly respected institutions but within FSU, collaborating between the Departments of Mechanical Engineering, Electrical and Computer Engineering, Computer Science, Statistics and with another Center at FSU, the Florida Center for Advanced Aeropropulsion.
- ✓ CISCOR has no E&G funding.
- ✓ No changes are needed.
- ✓ Retain active status.

## Questions for Centers and Institutes (C/I) Review

### *Mission and C/I activities*

***Please provide contact information, both for management and for budget information.***

Name of Center or Institute: Center for the Study of Democratic Performance

(CSDP) Address: William D. Berry, Director  
Department of Political Science  
Florida State University  
Tallahassee, FL 32306-2230

Phone: 850-644-7321

Director: William D. Berry  
Director e-mail address: wberry@fsu.edu  
Phone: 850-644-7321

Budget and funding contact:  
Contact e-mail address: wberry@fsu.edu  
Phone: 850-644-7321

Web Link: <http://polisci.fsu.edu/csdp/index.html>

If multidisciplinary, please list departments associated with C/I: N/A

### ***What is the Center's or Institute's mission statement?***

The Center for the Study of Democratic Performance (CSDP) at Florida State University promotes research on how democratic institutions and processes affect such things as voting, representation, and policymaking in order to assess the extent to which the practice of democracy conforms to democratic ideals.

To accomplish this end, the CSDP provides research support for Center faculty and graduate students, offers research assistantships to exceptional undergraduate students, and sponsors lectures and conferences.

***Briefly, what activities are consistently performed that move the C/I toward meeting its established mission? This section should also include activities related to meeting the State Board of Governor's mission. The State Board of Governors mission includes the following:***

1. Strengthen Quality and Reputation of Academic Programs and Universities

2. Increase Degree Productivity and Program Efficiency
3. Increase the Number of Degrees Awarded in STEM and Other Areas of Strategic Emphasis
4. Strengthen Quality and Reputation of Scholarship, Research and Innovation
5. Increase Research and Commercialization Activity
6. Increase Collaboration and External Support for Research Activity
7. Strengthen Quality and Recognition of Commitment to Community and Business Engagement
8. Increase Levels of Community and Business Engagement
9. Increase Community and Business Workforce

Activities:

- a. Funding research by doctoral students
- b. Providing seed money to promote submission of federal grant proposals
- c. Funding research by faculty affiliates
- d. Sponsoring academic conferences and lectures by visiting scholars
- e. Sponsoring public events and forums

***Overall Status***

- What is the Center or Institute best known for?

CSDP is best known for its nationally-visible and productive faculty affiliates.

- What is the greatest strength of the Center or Institute?

The greatest strength of CSDP is its faculty and students.

- What are the most significant challenges facing the Center or Institute?

CSDP's activities are being funded primarily by a 2007 Social Sciences Program Enhancement Grant (SSPEG). But if CSDP is to maintain a high level of activity and visibility in the long-term future, the Center will need to attract an endowment that will provide stable, ongoing funding.

### ***Funding –***

**Please provide the source and amount of expenditures from 2008-2009 to 2012-2013, using the following categories.**

Note: All values in the table below are zero, because all expenditures to support CSDP activities during the evaluation period were funded by a 2007 Social Science Program Enhancement Grant (“Establishing a Center for the Study of Democratic Performance at Florida State”) to William Berry and other co-PIs for \$100,000.

<b>Expenditures</b>	<b>2008-2009</b>	<b>2011-2012</b>	<b>2012-2013</b>
University (E&G)	0	0	0
State (General Revenue Other than E&G)	0	0	0
State (C&G)	0	0	0
Federal	0	0	0
Local	0	0	0
Private / nonprofit organization	0	0	0
Endowment proceeds	0	0	0
Proceeds from patents or royalties	0	0	0
Sales from services or products	0	0	0
Others (2007 Social Science Program Enhancement Grant)	6,902	8,943	25,465
<b>Total expenditures</b>	<b>6,902</b>	<b>8,943</b>	<b>25,465</b>

### **Endowment Information**

Is the C/I supported in whole or in part by proceeds from an endowment?

If so:

- What is the amount of the endowment? No
- Where is the endowment managed? N/A
- Does the C/I spend only interest earnings? N/A
- Does the C/I spend part of the capital of the endowment? N/A

### Contract and Grant Information

	2008-2009	2011-2012	2012-2013
Number of proposals submitted	0	2	3
Number of proposals funded	0	0	1
Proposals Made Jointly with Individuals not	0	1	2
Directly associated with the Center / Institute			
<b>Total amount of awards</b>	<b>0</b>	<b>0</b>	<b>\$5,000</b>

- Are any of the contracts or grants multi-year?
- How many years does the Center or Institute have left on any current contract or grant?
- Have any contracts or grants been renewed during this reporting period? If yes, how many?

### Other Center or Institute Activities

- Have any patents or royalties been generated? If so, please describe. No
- Has the Center or Institute applied for a patent that has not yet been granted? If so, please describe. No

Comments or additional information: n/a

## ***Employment --***

### **University Positions associated with your C/I**

Note: 20 FSU faculty members were affiliates of the Center during at least part of the review period. All these faculty have their principal appointments in the Department of Political Science; staff support is contributed by the Department of Political Science

	2008-2009	2011-2012	2012-2013
Number of Faculty (FTE)	0	0	0
Number of A&P and USPS positions (FTE)	0	0	0
<b>Total Positions</b>	<b>0</b>	<b>0</b>	<b>0</b>

### **Student Employment (include graduate and undergraduate)**

Note: All students employed by the Center as research assistant during the evaluation period have been funded by a 2007 Social Science Program Enhancement Grant (“Establishing a Center for the Study of Democratic Performance at Florida State”) for \$100,000.

	2008-2009	2011-2012	2012-2013
Number of research assistants employed (FTE)	0	0	0
Number of teaching assistants employed (FTE)	0	0	0
Number of interns (with stipend or OPS)	0	0	0

Number of interns (without pay)	0	0	0
Total student positions	0	0	0

**Other Student Financial Benefits (include graduate and undergraduate)**

	2008-2009	2008-2009	2011-2012	2011-2012	2012-2013	2012-2013
	Number	\$ Amount	Number	\$ Amount	Number	\$ Amount
Out of state tuition waivers	0	0	0	0	0	0
Student fellowships	0	0	0	0	0	0
Scholarships	0	0	0	0	0	0
Post-doctoral support	0	0	0	0	0	0
Amount of student travel support	0	0	0	0	0	0
Amount of registration for student conference attendance	0	0	0	0	0	0
Other support (specify)	0	0	0	0	0	0

Comments or additional information: n/a

### ***Research and Extension***

*Note: Web-delivered and CD Rom publications are to be counted in these totals.*

#### **Publications (in Refereed Journals, Peer-Reviewed Books or Peer-Reviewed Chapters)**

Do not include those credited to the faculty member's primary academic department that are unrelated to the C/I mission.

	2008-2009	2011-2012	2012-2013
Number of faculty publications	22	10	17
Number of student publications	0	0	0
Number of publications authored jointly with other faculty at FSU	3	2	4
Number of publications authored jointly with students in the C/I	0	0	0
Number of publications authored jointly with faculty at locations	10	5	10

**Please have a list of relevant publications available if requested.**

## Other Publications and Conference Papers

	2008-2009	2011-2012	2012-2013
Number of extension or outreach publications	0	0	0
Number of <u>national</u> conference papers submitted	41	Available upon request	Available upon request
Number of <u>national</u> conference papers accepted	41	Available upon request	Available upon request
Date, Conference and Name of presentation(s)	Available upon request	Available upon request	Available upon request
Number of <u>regional</u> conference papers submitted	2	Available upon request	Available upon request
Number of <u>regional</u> conference papers accepted	2	Available upon request	Available upon request
Date, Conference and Name of presentation(s)	Available upon request	Available upon request	Available upon request

Note: We do not have systematic records about conference paper proposals that were submitted but not accepted in 2008-09, but the number is quite small. So we assume that the number of proposals submitted equals the number accepted.

Note: The lists of conference presentations in 2008-09 are too extensive to include in the evaluation. They are available on request.

### **Annual Report**

Does the Center or Institute produce an annual report? If so, please have copies available or provide the web link.      No

### **Student Publications**

	2008-2009	2011-2012	2012-2013
Number of student theses credited to or associated with the C/I	0	0	0
Number of dissertations	0	0	0
Number of any other student papers	0	0	0

### **Professional Development and Assistance**

None

•  
**Consulting**

	2008-2009	2011-2012	2012-2013
Number of consulting contracts	0	0	0
Name of consulting recipient(s)	0	0	0
Consulting Subject or Topic	0	0	0
Amount of funding provided through general funds of the C/I	0	0	0
Amount of funding obtained through contract in addition to general C/I funds	0	0	0

**Technical Assistance**

	2008-2009	2011-2012	2012-2013
Number of technical assistance sessions or seminars offered	0	0	0
Name of technical assistance recipient(s)	0	0	0
Technical Assistance Subject or Topic	0	0	0
Amount of Funding	0	0	0

**Conferences or Symposia**

- How many conferences or symposia has the Center or Institute sponsored or hosted during this reporting period. Please list.

One: "[Citizen Preferences, Political Institutions, and Democratic Performance: A Mini-Conference](#)" (February 2009).

Comments or additional information: n/a

## *Management* •

- Please provide an organizational chart

The Executive Committee makes all policy decisions for CSDP; these decisions are implemented by the Director, who also handles day-to-day administration.

- Is the Center or Institute legislatively created?

No

- Does the Center or Institute have an advisory board?

CSDP has an internal “Executive Committee” consisting of 4 faculty affiliates; there is no external advisory

board. How often are meetings held?

The Executive Committee meets as needed (typically 2-4 times per year)

Does the board manage the C/I or does it serve in an advisory capacity? Please describe and include a list of current members.

The Executive Committee makes all policy decisions for CSDP; these decisions are implemented by the Director, who also handles day-to-day administration. The Committee’s current members are Amanda Driscoll, Eric Coleman, Mark Souva and Robert Jackson.

- How long has the director served?

Since September 2007

- How does the directorship change hands?

Faculty affiliates nominate candidates. Then, the Executive Committee selects from among all the nominees who indicate they are willing to serve. The Director serves a three-year term.

- Are there any issues associated with management transition?

The current director has held the position since CSDP’s inception; thus, there has been no transition. Given the rules for selecting a new Director, no issues are expected in the future.

- If there are multiple sites, how are they administered? Who has final oversight?

There is only one site.

Comments or additional information: n/a

### ***Additional Issues***

#### **Issues facing the Center or Institute**

None.

### **Overall Evaluation**

- ✓ The Center for the Study of Democratic Performance (CSDP) at Florida State University promotes research on how democratic institutions and processes affect such things as voting, representation, and policymaking in order to assess the extent to which the practice of democracy conforms to democratic ideals. To accomplish this end, the CSDP provides research support for Center faculty and graduate students, offers research assistantships to exceptional undergraduate students, and sponsors lectures and conferences. Its faculty publish a significant number of articles and make numerous conference presentations.
- ✓ There is no E&G funding supporting the Center.
- ✓ No changes are recommended.
- ✓ Retain active status.

• **Questions for Centers and Institutes (C/I) Review**

***Mission and C/I activities***

***Please provide contact information, both for management and for budget information.***

Name of Center or Institute: Florida State University Autism Institute

Address: 1940 N. Monroe Street, Suite 72  
Tallahassee, FL 32303-4759

Phone: 850-644-4367

Director: Amy Wetherby, PhD  
Director e-mail address: amy.wetherby@med.fsu.edu  
Phone: 850-644-4367

Budget and funding contact:  
Contact e-mail address: amy.wetherby@med.fsu.edu  
Phone: 850-644-4367

Web Link: [www.fsuautisminstitute.com](http://www.fsuautisminstitute.com)

If multidisciplinary, please list departments associated with C/I:

College of Medicine, Department of Clinical Sciences  
College of Communication and Information, School of Communication Science and  
Disorders  
College of Arts and Sciences, Department of Psychology

***What is the Center's or Institute's mission statement?***

The FSU Autism Institute was established to coordinate and promote research, education, and service related to autism spectrum disorder (ASD). The Autism Institute will advance knowledge of autism through interdisciplinary collaborations and bridge the gap between research and practice through the use of information technology. The mission of the Autism Institute is: 1) to promote interdisciplinary research that advances scientific knowledge of ASD; 2) to bridge the gap between scientific knowledge and clinical/educational practice; 3) to build the capacity of primary care and other service providers, educators, employers, family members, and individuals with ASD to improve outcomes through research and training; and 4) to maximize the use of innovative video and computer information technology in research, education, and service related to ASD.

***Briefly, what activities are consistently performed that move the C/I toward meeting its established mission? This section should also include activities related to meeting the State Board of Governor's mission. The State Board of Governors mission includes the following:***

The Florida State University College of Medicine (FSU COM), the first new medical school of the 21<sup>st</sup> Century, was established in June 2000 by the Florida Legislature with the mission of serving the unique needs of Floridians. The College of Medicine focuses on educating outstanding physicians for practice in community settings. It is located on the campus of one of the nation's elite research universities, Florida State University (FSU), a public institution that has the Carnegie Foundation's highest designation (Doctoral/Research University-Extensive) and offers a distinctive academic environment built on its cherished values and unique heritage. The college is designed as a community-based medical school, where students spend their first two years taking basic science courses on the FSU campus in Tallahassee and are then assigned to one of the regional medical school campuses for their third- and fourth-year clinical training. The 2+2 pre-clerkship/clerkship year's structure is distinguished by the extent and diversity of clinical training and experiences across the four-year continuum.

Florida Statute 1004.42 defined the purpose of the FSU COM to prepare "... *physicians to practice primary care, geriatric, and rural medicine, to make appropriate use of emerging technologies, and to function successfully in a rapidly changing health care environment; advancing knowledge in the applied biomedical and behavioral sciences, geriatric research, **autism**, cancer, and chronic diseases; ...*" The Autism Institute was established in 2008 in the FSU COM as a mechanism to meet the intent of this statute relating to advancing knowledge in autism and to build the capacity of autism research at FSU that capitalizes on the unique strengths of the FSU COM. Below is a description of the facilities and resources of the Autism Institute and the FSU COM.

**Activities:**

1. The research and grant activities of the Autism Institute strengthen the quality and reputation of academic programs affiliated with the Institute through funded research and services as well as grant support for faculty, staff, graduate and undergraduate students to be trained on health services and education research related to ASD.
2. Through the development of innovative technology to address the healthcare and education needs of children and adults with ASD, and research on implementation of these innovations, the activities of the Autism Institute strengthen the quality and reputation of scholarship, research and innovation at FSU.
3. Faculty and staff in the Autism Institute are developing Autism Navigator®, a collection of web-based courses and tools to build the capacity of primary care providers, early intervention providers, educators, and families, Increase Research and Commercialization Activity
4. The FSU Autism Institute is completely funded by contracts and grants. A primary activity is increase collaboration and external support for research activities with state and federal agencies.
5. The activities of the FSU Autism Institute involve community-based health services research as well as training and service. We collaborate with state and federal

agencies as well as community providers and businesses who serve our clients. The activities contribute to increasing levels of community and business engagement in our research as well as the provision of training, education, and service through early detection, early intervention, and technical support for children and adults with ASD.

### ***Overall Status***

- What is the Center or Institute best known for?

The FSU Autism Institute is best known for our community-based early detection of ASD in children 12-24 months of age through the FIRST WORDS Project as well as early intervention work through the Early Social Interaction Project. Because the average age of diagnosis of ASD is 4-5 years, the work that we are doing has the potential to transform the healthcare and education systems and reduce the life-long cost of ASD. We are also known for our collaboration as part of the Florida statewide network- the Center for Autism and Related Disabilities (CARD).

- What is the greatest strength of the Center or Institute?

One of the greatest strength of the Autism Institute is the unique expertise and skill of the faculty and staff to understand ASD and the needs of their families and constituents. We are also leaders in community-based research, which is becoming a priority for more federal agencies, positioning us well to compete for new research grants.

- What are the most significant challenges facing the Center or Institute?

The most significant challenges facing the Autism Institute are maintaining the funding flow. We have a good track record of getting contracts and grants. We have worked closely with the VP of Sponsored Research and the FSU Office of Commercialization in our efforts toward commercialization of Autism Navigator, which will provide an additional revenue stream for the Autism Institute and help with sustainability of funding as contracts and grants ebb and flow.

**Funding – •**

**Please provide the source and amount of expenditures from 2008-2009 to 2012-2013, using the following categories.**

<b>Expenditures</b>	<b>2008-2009</b>	<b>2011-2012</b>	<b>2012-2013</b>
University (E&G)	0	0	0
State (General Revenue Other than E&G)	0	0	0
State (C&G)	\$1,072,882	\$753,218	\$773,080
Federal	\$1,128,502	\$3,264,247	\$1,367,841
Local	0	0	0
Private / nonprofit organization	\$19,671	\$85,443	\$387,930
Endowment proceeds	\$6,738	\$5,035	0
Proceeds from patents or royalties	0	0	0
Sales from services or products	0	0	0
Others (specify) Fund 550	\$7,644	\$106,121	\$263,369
FSU Foundation (excl. endowment)	0	\$8,806	\$51,144
<b>Total expenditures</b>	<b>\$2,235,438</b>	<b>\$4,222,872</b>	<b>\$2,843,364</b>

**Endowment Information**

Is the C/I supported in whole or in part by proceeds from an endowment?

If so:

- What is the amount of the endowment? *\$183,550.40 as of 3/31/14*
- Where is the endowment managed? *FSU Foundation*
- Does the C/I spend only interest earnings? *Yes*
- Does the C/I spend part of the capital of the endowment? *No*

### Contract and Grant Information

	2008-2009	2011-2012	2012-2013
Number of proposals submitted	N/A	N/A	N/A
Number of proposals funded	6	7 (3 new)	8 (3 new)
+Proposals Made Jointly with Individuals not Directly associated with the Center / Institute	1	3	4
<b>Total amount of awards</b>			

- Are any of the contracts or grants multi-year? *Yes, most of the federal grants are 4-5 years.*
- How many years does the Center or Institute have left on any current contract or grant?  
Most of the federal grants are multi-year and new proposals are submitting on an ongoing basis to continue and extend the efforts of grants that are ending.
- Have any contracts or grants been renewed during this reporting period?  
If yes, how many?  
We have gotten our state grant for CARD renewed every year since 1994. We have a new state grant for Autism Navigator in 2013-14 for \$1,000,000 and that has been renewed for 2014-15 for \$2,600,000. Federal grants are competitive and we submit new or revised grant applications on an ongoing basis. We have two new large NIH R01 grants awarded in 2014.

### Other Center or Institute Activities

- Have any patents or royalties been generated? If so, please describe. No. But we anticipate that Autism Navigator will yield royalties and are working on a license agreement for sales of our first course in 2014-15.
- Has the Center or Institute applied for a patent that has not yet been granted? If so, please describe. *N/A*

Comments or additional information: n/a

**Employment -- •**

**University Positions associated with your C/I**

	2008-2009	2011-2012	2012-2013
Number of Faculty (FTE)	1.75	1.75	1.75
Number of A&P and USPS positions (FTE)	23.05	35.45	35.425
<b>Total Positions</b>	<b>24.8</b>	<b>37.2</b>	<b>37.175</b>

**Student Employment (include graduate and undergraduate)**

	2008-2009	2011-2012	2012-2013
Number of research assistants employed (FTE)	0	1.625	1.625
Number of teaching assistants employed (FTE)	0	0	0
Number of interns (with stipend or OPS)	6	5	2
Number of interns (without pay)	1	0	0
Total student positions	25	45	27

**Other Student Financial Benefits (include graduate and undergraduate)**

	2008-2009	2008-2009	2011-2012	2011-2012	2012-2013	2012-2013
	<b>Number</b>	<b>\$ Amount</b>	<b>Number</b>	<b>\$ Amount</b>	<b>Number</b>	<b>\$ Amount</b>
Out of state tuition waivers	0	0	0	0	0	0
Student fellowships	0	0	0	0	0	0
Scholarships	6	\$174,829	5	\$87,921	2	\$33,891
Post-doctoral support	0	0	0	0	0	0
Amount of student travel support	1	\$2,971	5	\$6,721	3	\$1,085
Amount of registration for student conference attendance	1	\$175	2	\$450	2	\$420
Other support (specify)	0	0	0	0	0	0

Comments or additional information: n/a

## ***Research and Extension --***

*Note: Web-delivered and CD Rom publications are to be counted in these totals.*

### **Publications (in Refereed Journals, Peer-Reviewed Books or Peer-Reviewed Chapters)**

Do not include those credited to the faculty member's primary academic department that are unrelated to the C/I mission.

	2008-2009	2011-2012	2012-2013
Number of faculty publications	5	3	4
Number of student publications	3 of the 5 were co-authored by students	2 of the 3 were co-authored by students	4 of the 4 were co-authored by students
Number of publications authored jointly with other faculty at FSU	2 of the 5 were co-authored by faculty in the Autism Institute	0 of the 3 were co-authored by other faculty in the Autism Institute	0 of the 4 were co-authored by other faculty in the Autism Institute
Number of publications authored jointly with students in the C/I	3 of the 5 were co-authored by students in the Autism Institute	2 of the 3 were co-authored by students in the Autism Institute	4 of the 4 were co-authored by students in the Autism Institute
Number of publications authored jointly with faculty at locations other than FSU	1 of the 5 were authored jointly by faculty at other locations	2 of the 3 were authored jointly by faculty at other locations	1 of the 4 was authored jointly by faculty at other locations

**Please have a list of relevant publications available if requested.**

### Other Publications and Conference Papers

	2008-2009	2011-2012	2012-2013
Number of extension or outreach publications	0	0	0
Number of <u>national</u> conference papers submitted	5	3	9
Number of <u>national</u> conference papers accepted	5	3	9
Date, Conference and Name of presentation(s)	Available upon request	Available upon request	Available upon request
Number of <u>regional</u> conference papers submitted	0	0	0
Number of <u>regional</u> conference papers accepted	0	0	0
Date, Conference and Name of presentation(s)			

### Annual Report

Does the Center or Institute produce an annual report? If so, please have copies available or provide the web link. *N/A*

### Student Publications

	2008-2009	2011-2012	2012-2013
Number of student theses credited to or associated with the C/I			
Number of dissertations	2	1	0*
Number of any other student papers	See above co-authored publications with faculty	See above co-authored publications with faculty	See above co-authored publications with faculty

*\*4 doctoral dissertations were completed in 2013-14.*

### Professional Development and Assistance

**Consulting** *N/A*

	2008-2009	2011-2012	2012-2013
Number of consulting contracts			
Name of consulting recipient(s)			
Consulting Subject or Topic			
Amount of funding provided through general funds of the C/I			
Amount of funding obtained through contract in addition to general C/I funds			

### Technical Assistance

	2008-2009	2011-2012	2012-2013
Number of technical assistance sessions or seminars offered	671	608	753
Name of technical assistance recipient(s)	1,541*	969*	996*
Technical Assistance Subject or Topic	Autism	Autism	Autism
Amount of Funding	\$983,478**	\$723,593**	\$793,662**

\*Includes clients, teachers and professionals.

\*\*Total of CARD and Regional Training Grants– both are training and education grants.

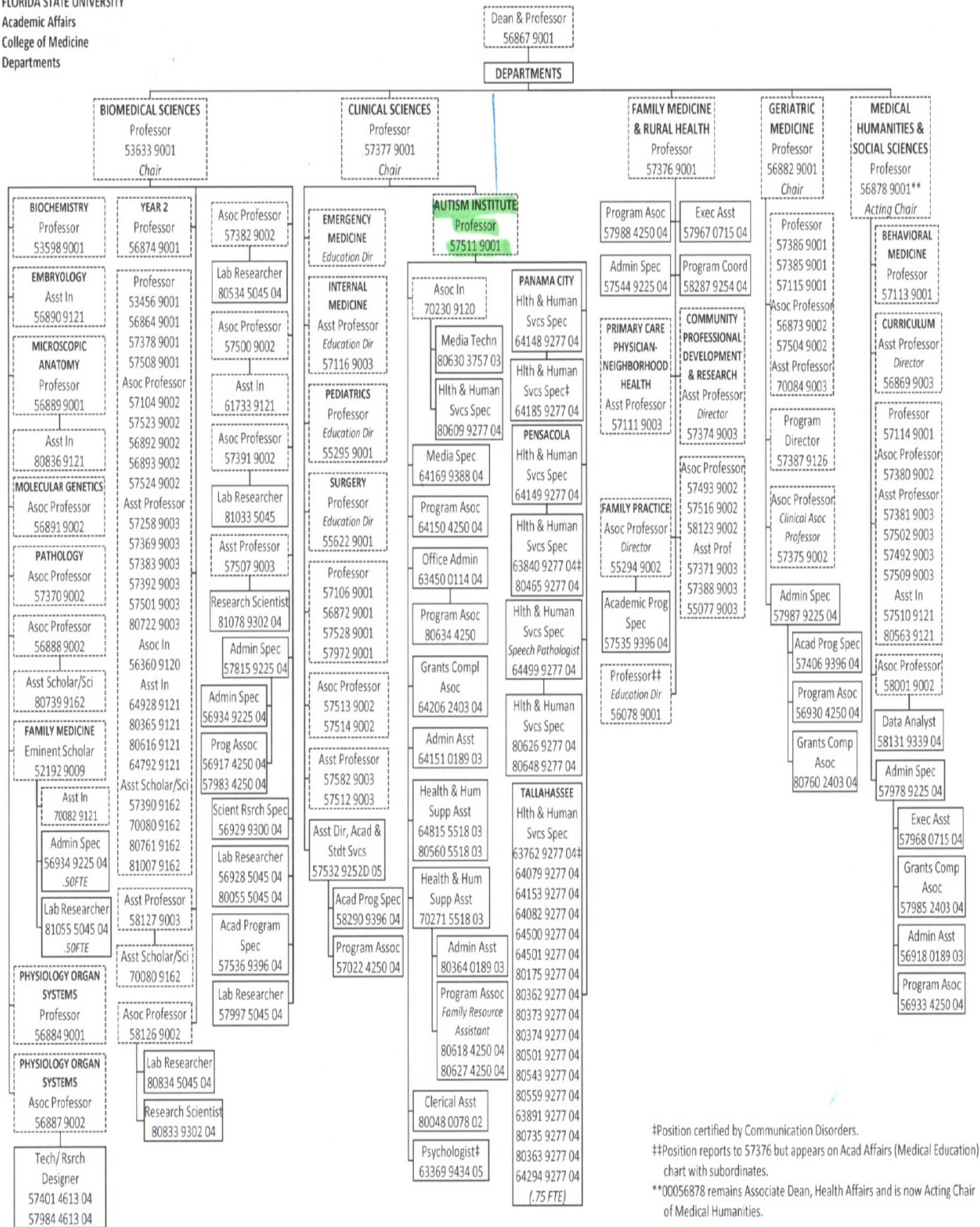
### Conferences or Symposia

- How many conferences or symposia has the Center or Institute sponsored or hosted during this reporting period. Please list.
  - 2008-09 – 124 trainings
  - 2011-12 – 95 Trainings
  - 2012-13 – 105 trainings

Comments or additional information: n/a

- Please provide an organizational chart

FLORIDA STATE UNIVERSITY  
Academic Affairs  
College of Medicine  
Departments



#Position certified by Communication Disorders.

##Position reports to 57376 but appears on Acad Affairs (Medical Education) chart with subordinates.

\*\*00056878 remains Associate Dean, Health Affairs and is now Acting Chair of Medical Humanities.

- Is the Center or Institute legislatively created? No

- Does the Center or Institute have an advisory board? How often are meetings held?  
*No*
- Does the board manage the C/I or does it serve in an advisory capacity? Please describe and include a list of current members.
- How long has the director served? *Since 2008*
- How does the directorship change hands? *The director was appointed by the Dean and approved by the Provost. There is not an established plan for changing hands. Because of the unique expertise needed in the area of ASD and the need to obtain grant funding, the director position has not changed.*
- Are there any issues associated with management transition? *None so far.*
- If there are multiple sites, how are they administered? *N/A* Who has final oversight?

Comments or additional information: *n/a*

### ***Additional Issues***

#### **Issues facing the Center or Institute**

*Nothing beyond what is already included in this report. Our grant funding has increased in the past year, so we are now on a more positive roll in terms of funding.*

### **Overall Evaluation**

- ✓ The Autism Institute is meeting its mission to coordinate and promote research, education, and service related to autism spectrum disorder (ASD), through funded research and grant activities for the Institute as well as for associated faculty and students; through Autism Navigator®, a collection of web-based courses and tools to build the capacity of primary care providers, early intervention providers, educators, and families; and through increasing levels of community and business engagement in their research as well as the provision of training, education, and service through early detection, early intervention, and technical support for children and adults with ASD.
- ✓ There are no E&G funds supporting the Autism Institute; therefore, there is no ROI.
- ✓ No changes are recommended
- ✓ Retain active status

• **Questions for Centers and Institutes (C/I) Review**

***Mission and C/I activities***

***Please provide contact information, both for management and for budget information.***

Name of Center or Institute: Center for Security and Assurance in Information Technology (C-SAIT)

Address: 20 Love Building, Department of Computer Science, Florida State University, Tallahassee, FL 32306-4530

Phone: 850-644-6410

Director: Mike Burmester

Director e-mail address: burmester@cs.fsu.edu

Phone: 850-644-6410

Budget and funding contact:

Contact e-mail address: burmester@cs.fsu.edu

Phone: 850-644-6410

Web Link: <http://www.sait.fsu.edu/tour/labs.shtml>

If multidisciplinary, please list departments associated with C/I:

***What is the Center's or Institute's mission statement?***

The mission of the Center for Security and Assurance in Information Technology (C-SAIT) is to serve as a focal point for members of different academic disciplines, government, and industry, to carry out world-class research and to advance the practice and public awareness of information technology security and assurance through education and public service. C-SAIT is dedicated to the synthesis of education and research through combined focus on the theory and applications of Information Security. The primary research function of the Center is to provide an environment that fosters world-class, applied research in information security technology, with a focus on innovation and learning.

***Briefly, what activities are consistently performed that move the C/I toward meeting its established mission? This section should also include activities related to meeting the State Board of Governor's mission. The State Board of Governors mission includes the following:***

Strengthen Quality and Reputation of Academic Programs and University Scholarships for students.

The main role of C-SAIT is to support federal cyber security research and education programs, in particular the Department of Homeland Security/NSA Centers of Academic Excellence programs. In December 2008, due to the initiative of C-SAIT, Florida State University was re-designated a [Center of Academic Excellence in Information Assurance Education](#) (CAE/IAE) for the period 2009-2014. In April 2009, FSU was designated by the NSA and DHS an Information Assurance [Center of Academic Excellence in Research](#) (CAE-R). We are currently in the process of renewing these, and applying for a Center of Academic Excellence in Cyber Ops. These designations have made it possible for FSU to get funding for the CyberCorps Scholarship for Service program. Recently FSU was awarded two such grants:

NS F	DUE 1241525	Scholarships for Service for FSU MS CC CNSA Students	\$2,657,274		
NS F	DUE 1027217	Scholarship for Service at Florida State University	\$2,046,852		

Increase Degree Productivity and Program Efficiency

We are planning to introduce a Cyber Security track in the Masters in Computer Science program

Increase the Number of Degrees Awarded in STEM and Other Areas of Strategic Emphasis

Strengthen Quality and Reputation of Scholarship, Research and Innovation

The mission of C-SAIT is to support highly high quality, highly trained graduates in Cyber Security.

Increase Research and Commercialization Activity

Increase Collaboration and External Support for Research Activity

This is part of the mission of C-SAIT

Strengthen Quality and Recognition of Commitment to Community and Business

Engagement

Increase Levels of Community and Business Engagement

Increase Community and Business Workforce

Activities:

- e. The main activity of C-SAIT is support NSF/Department of Defense for educational/research programs in CyberSecurity for FSU. Following is a list of NSF proposals submitted in 2013/14.

CNS	<a href="#">1422306</a> •	TWC: Small: A Real-Time Security Framework For Cyber Physical Systems	Pending	03/31/2014	01/14/2014	\$499,675.00
DGE	<a href="#">1419296</a>	EDU: Collaborative: Cyber Physical Security Education for Port Authorities	Pending	06/12/2014	12/19/2013	\$172,754.00
CNS	<a href="#">1347113</a>	EAGER: Collaborative: Language-Action Causal Graphs for Trustworthiness Attribution in Computer-Mediated Communication	Awarded	08/26/2013	06/28/2013	\$119,998.00

### 3. *Overall Status*

- What is the Center or Institute best known for? Establishing CAE-IA and CAE-R
- What is the greatest strength of the Center or Institute?  
Research/Education in Cyber Security
- What are the most significant challenges facing the Center or Institute?  
Increase funding

**Funding – •**

**Please provide the source and amount of expenditures from 2008-2009 to 2012-2013, using the following categories.**

<b>Expenditures</b>	<b>2008-2009</b>	<b>2011-2012</b>	<b>2012-2013</b>
University (E&G)			
State (General Revenue Other than E&G)			
State (C&G)			
Federal			
Local			
Private / nonprofit organization			
Endowment proceeds			
Proceeds from patents or royalties			
Sales from services or products			
Others (specify)			
<b>Total expenditures</b>	<b>*</b>	<b>*</b>	<b>*</b>

\*C-SAIT is not funded as a separate entity. Its funding is included in the total funding for the Department of Computer Science.

**Endowment Information**

Is the C/I supported in whole or in part by proceeds from an endowment?

If so:

- What is the amount of the endowment?
- Where is the endowment managed?
- Does the C/I spend only interest earnings?
- Does the C/I spend part of the capital of the endowment?

**Contract and Grant Information – Only NSF listed**

	2009-2010	2011-2012	2012-2013
Number of proposals submitted	4	2	6
Number of proposals funded	1	0	2
Proposals Made Jointly with Individuals not Directly associated with the Center / Institute			
<b>Total amount of awards</b>	<b>\$2,046,852</b>	<b>0</b>	<b>\$119,998 \$2,657,274</b>

- Are any of the contracts or grants multi-year? All
- How many years does the Center or Institute have left on any current contract or grant? Till 2017
- Have any contracts or grants been renewed during this reporting period? If yes, how many?

**Other Center or Institute Activities**

- Have any patents or royalties been generated? If so, please describe.
- Has the Center or Institute applied for a patent that has not yet been granted? If so, please describe.

Comments or additional information: n/a

*Employment -- •*

**University Positions associated with your C/I**

	2008-2009	2011-2012	2012-2013
Number of Faculty (FTE)	.33	.33	.33
Number of A&P and USPS positions (FTE)			
<b>Total Positions</b>	.33	.33	.33

**Student Employment (include graduate and undergraduate)**  
**None**

	2008-2009	2011-2012	2012-2013
Number of research assistants employed (FTE)			
Number of teaching assistants employed (FTE)			
Number of interns (with stipend or OPS)			
Number of interns (without pay)			
Total student positions			

**Other Student Financial Benefits (include graduate and undergraduate)**  
**N/A**

	2008-2009	2008-2009	2011-2012	2011-2012	2012-2013	2012-2013
	<b>Number</b>	<b>\$ Amount</b>	<b>Number</b>	<b>\$ Amount</b>	<b>Number</b>	<b>\$ Amount</b>
Out of state tuition waivers						
Student fellowships						
Scholarships						
Post-doctoral support						
Amount of student travel support						
Amount of registration for student conference attendance						
Other support (specify)						

Comments or additional information: n/a

***Research and Extension --***

*Note: Web-delivered and CD Rom publications are to be counted in these totals.*

**Publications (in Refereed Journals, Peer-Reviewed Books or Peer-Reviewed Chapters)**

Do not include those credited to the faculty member's primary academic department that are unrelated to the C/I mission (taken from the FSU Vita database of Michael V Burmester)

	2008-2009	2011-2012	2012-2013
Number of faculty publications	8	1	3
Number of student publications			
Number of publications authored jointly with other faculty at FSU			
Number of publications authored jointly with students in the C/I			
Number of publications authored jointly with faculty at locations other than FSU	1	7	1

**Please have a list of relevant publications available if requested.**

### Other Publications and Conference Papers

	2008-2009	2011-2012	2012-2013
Number of extension or outreach publications	0	0	0
Number of <u>national</u> conference papers submitted	12	2	7
Number of <u>national</u> conference papers accepted	0	0	0
Date, Conference and Name of presentation(s)	0	0	0
Number of <u>regional</u> conference papers submitted	0	0	0
Number of <u>regional</u> conference papers accepted	0	0	0
Date, Conference and Name of presentation(s)	0	0	0

### Annual Report

Does the Center or Institute produce an annual report? If so, please have copies available or provide the web link.

**Student Publications - None**

	2008-2009	2011-2012	2012-2013
Number of student theses credited to or associated with the C/I			
Number of dissertations			
Number of any other student papers			

**Professional Development and Assistance**

**None**

**Consulting**

	2008-2009	2011-2012	2012-2013
Number of consulting contracts			
Name of consulting recipient(s)			
Consulting Subject or Topic			
Amount of funding provided through general funds of the C/I			
Amount of funding obtained through contract in addition to general C/I funds			

### Technical Assistance

	2008-2009	2011-2012	2012-2013
Number of technical assistance sessions or seminars offered			
Name of technical assistance recipient(s)			
Technical Assistance Subject or Topic			
Amount of Funding			

### Conferences or Symposia

None

- How many conferences or symposia has the Center or Institute sponsored or hosted during this reporting period. None. Please list.

Comments or additional information: n/a

### *Management*

- Please provide an organizational chart
- Is the Center or Institute legislatively created?
- Does the Center or Institute have an advisory board? How often are meetings held? Does the board manage the C/I or does it serve in an advisory capacity? Please describe and include a list of current members.
- How long has the director served?
- How does the directorship change hands?
- Are there any issues associated with management transition?
- If there are multiple sites, how are they administered? Who has final oversight?

Comments or additional information: n/a

*Additional Issues* •

**Issues facing the Center or Institute**

None.

**Overall Evaluation**

- ✓ The Center for Security and Assurance in Information Technology (C-SAIT) is meeting its mission of the synthesis of education and research through combined focus on the theory and applications of Information Security.
- ✓ It is not funded with state E&G dollars, therefore no ROI is applicable.
- ✓ No changes recommended.
- ✓ Retain active status

• **Questions for Centers and Institutes (C/I) Review**

***Mission and C/I activities***

***Please provide contact information, both for management and for budget information.***

Name of Center or Institute: Center on Global Health (CGH)

Address: FSU College of Medicine  
Family Medicine and Rural Health  
1115 W Call St., Rm 3210-C  
Tallahassee, FL 32306-4300

Phone: 850-645-1539

Director: Daniel Van Durme, M.D.

Director e-mail address: Daniel.vandurme@med.fsu.edu

Phone: 850-645-1539

Budget and funding contact: Josh Jordan

Contact e-mail address: Joshua.jordan@med.fsu.edu

Phone: 850-644-3516

Web Link: Under Development

If multidisciplinary, please list departments associated with C/I:

***What is the Center's or Institute's mission statement?***

The CGH will advance the mission of the FSU College of Medicine by supporting, promoting, and facilitating, global health research, policy implementation, and training through collaboration between the FSU COM and the U.S. and global health partners.

***Briefly, what activities are consistently performed that move the C/I toward meeting its established mission? This section should also include activities related to meeting the State Board of Governor's mission. The State Board of Governors mission includes the following:***

1. Strengthen Quality and Reputation of Academic Programs and Universities
2. Increase Degree Productivity and Program Efficiency
3. Increase the Number of Degrees Awarded in STEM and Other Areas of Strategic Emphasis
4. Strengthen Quality and Reputation of Scholarship, Research and Innovation

5. Increase Research and Commercialization Activity
6. Increase Collaboration and External Support for Research Activity
7. Strengthen Quality and Recognition of Commitment to Community and Business Engagement
8. Increase Levels of Community and Business Engagement
9. Increase Community and Business Workforce

#### Activities:

- a. Service Learning Trips
  - A long-term sustainable community health improvement project is underway in partnership with a village in rural Nicaragua. There are four trips each year and each trip involves 6-15 medical and undergraduate students, and 2-4 faculty members who spend 7-10 days in these countries.
  - Intermittent trips have occurred with students and faculty doing other service learning in Panama, Mexico and Ecuador.
- b. Partnerships
  - An educational cooperative agreement has been established with the Universidad Autonoma de Madrid, School of Medicine in Madrid, Spain
- c. Global Health Education
  - Director of the Center is also the course director for two electives for senior medical students – MDE 7070 Global Health, and MDX 7075 International Health Externship
    - MDE 7070 has been taken by 25-30% of the medical students in the Class of 2013 and 2014, making it the most “popular” elective
- d. Student activity support
  - Director of the Center also serves as faculty advisor for two student organizations: Students Interested in Global Health (based at the College of Medicine) and an undergraduate group – Advocates for World Health
- e. Research and Scholarship
  - Two long term studies are underway in rural Nicaragua: 1) chronic undernutrition of children that results in stunted growth; and 2) impact of service learning trips on the health related quality of life in a rural village.
    - Both studies have involved students and have had preliminary findings presented at national conferences.

### ***Overall Status***

- What is the Center or Institute best known for?
  - Global health educational programs for medical students, and service learning activities primarily in Nicaragua, also in Panama and Ecuador.
- What is the greatest strength of the Center or Institute?
  - Active participation in one or more of the center's activities by approximately 30% of each medical school class.
- What are the most significant challenges facing the Center or Institute?
  - Interest and requests from students, faculty, and other potential partners exceeds the resources available in the center.

### ***Funding –***

**Please provide the source and amount of expenditures from 2008-2009 to 2012-2013, using the following categories.**

<b>Expenditures</b>	<b>2008-2009</b>	<b>2011-2012</b>	<b>2012-2013</b>
University (E&G)	0	0	0
State (General Revenue Other than E&G)	0	0	0
State (C&G)	\$23,750.00	\$55,814.06	0
Federal	0	0	0
Local	0	0	0
Private / nonprofit organization	0	0	0
Endowment proceeds	0	0	0
Proceeds from patents or royalties	0	0	0
Sales from services or products	0	0	0
Others (specify)	0	0	0
<b>Total expenditures</b>	<b>\$23,750.00</b>	<b>\$55,814.06</b>	<b>0</b>

### Endowment Information

Is the C/I supported in whole or in part by proceeds from an endowment?

***No endowment.***

If so:

- What is the amount of the endowment?
- Where is the endowment managed?
- Does the C/I spend only interest earnings?
- Does the C/I spend part of the capital of the endowment?

### Contract and Grant Information

	2008-2009	2011-2012	2012-2013
Number of proposals submitted	1	1	0
Number of proposals funded	1	1	0
Proposals Made Jointly with Individuals not Directly associated with the Center / Institute	1	1	0
<b>Total amount of awards</b>	<b>1</b>	<b>1</b>	<b>0</b>

- Are any of the contracts or grants multi-year? **No**
- How many years does the Center or Institute have left on any current contract or grant? - **0**
- Have any contracts or grants been renewed during this reporting period? If yes, how many? - **0**

### Other Center or Institute Activities

- Have any patents or royalties been generated? If so, please describe.  
**No**
- Has the Center or Institute applied for a patent that has not yet been granted? If so, please describe.  
**No**

Comments or additional information: n/a

**Employment -- •**

**University Positions associated with your C/I**

	2008-2009	2011-2012	2012-2013
Number of Faculty (FTE)	.1	.1	.1*
Number of A&P and USPS positions (FTE)	.1	.1	.1*
<b>Total Positions</b>	<b>.2</b>	<b>.2</b>	<b>.2</b>

\*Positions dedicated to the Center on Global Health are a portion of existing duties. With additional resources, additional support would be added.

**Student Employment (include graduate and undergraduate)**

	2008-2009	2011-2012	2012-2013
Number of research assistants employed (FTE)	0	0	0
Number of teaching assistants employed (FTE)	0	0	0
Number of interns (with stipend or OPS)	0	0	0
Number of interns (without pay)	0	0	0
Total student positions	0	0	0

**Other Student Financial Benefits (include graduate and undergraduate)**

	2008-2009	2008-2009	2011-2012	2011-2012	2012-2013	2012-2013
	<b>Number</b>	<b>\$ Amount</b>	<b>Number</b>	<b>\$ Amount</b>	<b>Number</b>	<b>\$ Amount</b>
Out of state tuition waivers	0	0	0	0	0	0
Student fellowships	0	0	0	0	0	0
Scholarships	0	0	0	0	0	0
Post-doctoral support	0	0	0	0	0	0
Amount of student travel support	0	0	0	0	0	0
Amount of registration for student conference attendance	0	0	0	0	0	0
Other support (specify)	0	0	0	0	0	0

Comments or additional information: n/a

***Research and Extension --***

*Note: Web-delivered and CD Rom publications are to be counted in these totals.*

**Publications (in Refereed Journals, Peer-Reviewed Books or Peer-Reviewed Chapters)**

Do not include those credited to the faculty member's primary academic department that are unrelated to the C/I mission.

	2008-2009	2011-2012	2012-2013
Number of faculty publications	0	0	0
Number of student publications	0	0	0
Number of publications authored jointly with other faculty at FSU	0	0	0
Number of publications authored jointly with 0students in the C/I	0	0	0
Number of publications authored jointly with faculty at locations other than FSU	0	0	0

**Please have a list of relevant publications available if requested.**

### Other Publications and Conference Papers

	2008-2009	2011-2012	2012-2013
Number of extension or outreach publications	0	0	0
Number of <u>national</u> conference papers submitted	0	1	3
Number of <u>national</u> conference papers accepted	0	1	3
Date, Conference and Name of presentation(s)	0	October 2012, AAFP Annual Global Health Conference. Presentation/workshop: “When Things go Wrong: Getting and Staying Out of Trouble”	October 2012, AAFP Annual Global Health Conference. Posters: “Stunting in Rural Nicaragua” and “Health related Quality of Life study in Nicaraguan Village”; Workshop: “When Things go Wrong: Getting and Staying Out of Trouble”
Number of <u>regional</u> conference papers submitted	0	0	0
Number of <u>regional</u> conference papers accepted	0	0	0
Date, Conference and Name of presentation(s)	0	0	0

### Annual Report

Does the Center or Institute produce an annual report? If so, please have copies available or provide the web link.

**No**

### Student Publications

	2008-2009	2011-2012	2012-2013
Number of student theses credited to or associated with the C/I	0	0	0
Number of dissertations	0	0	0
Number of any other student papers	0	0	0

### Professional Development and Assistance

#### Consulting

	2008-2009	2011-2012	2012-2013
Number of consulting contracts	1	1	0
Name of consulting recipient(s)	Kazakhstan – Ministry of Public Health	Kazakhstan - National Center of labor hygiene and occupational disease	0
Consulting Subject or Topic	Applied scientific researches in the healthcare field	Applied scientific researches in the healthcare field	0
Amount of funding provided through general funds of the C/I	\$23,750.00	\$55,814.06	0
Amount of funding obtained through contract in addition to general C/I funds	\$23,750.00	\$55,814.06	0

•

### Technical Assistance

	2008-2009	2011-2012	2012-2013
Number of technical assistance sessions or seminars offered	0	0	0
Name of technical assistance recipient(s)	0	0	0
Technical Assistance Subject or Topic	0	0	0
Amount of Funding	0	0	0

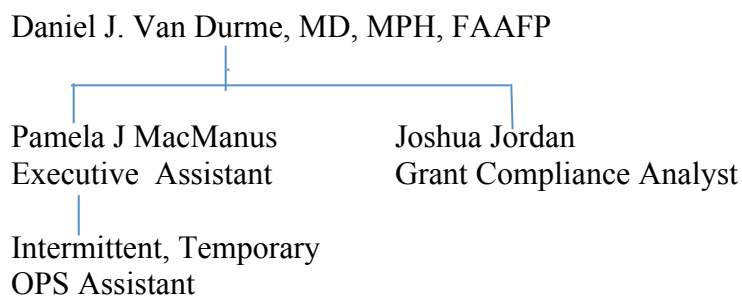
### Conferences or Symposia

- How many conferences or symposia has the Center or Institute sponsored or hosted during this reporting period. Please list.  
**None**

Comments or additional information: n/a

### Management

- Please provide an organizational chart



- Is the Center or Institute legislatively created?
  - No**
- Does the Center or Institute have an advisory board? How often are meetings held? Does the board manage the C/I or does it serve in an advisory capacity? Please describe and include a list of current members.
  - No**

- How long has the director served?
  - **4 years**
- How does the directorship change hands?
  - **There was a single transition when the initial director left to work at a different university. The assistant director of the Center stepped into the full-time director position.**
- Are there any issues associated with management transition?
  - **No**
- If there are multiple sites, how are they administered? Who has final oversight?
  - **No**

Comments or additional information: n/a

### ***Additional Issues***

#### **Issues facing the Center or Institute**

Interest in Global Health continues to grow rapidly for a wide range of reasons. The Center is often approached by a variety of potential partners (academic institutions, NGOs, private individuals, and others) with a desire for some type of collaboration, primarily in the areas of service and education. Additionally, medical students increasingly have an interest in this field and look for more opportunities for service learning. The greatest challenge is that there is a limited amount of time/energy from the Director of the Center and limited staff and budget such that most requests are turned away. Discussions are underway on how the Center may grow its resources, but this is largely dependent on the other commitments of the Director.

### **Overall Evaluation**

- ✓ The Center on Global Health is meeting its mission of supporting, promoting, and facilitating, global health research, policy implementation, and training through collaboration between the FSU COM and the U.S. and global health partners. It provides FSU's medical students with rich opportunities for study and research internationally in places such as Mexico, Nicaragua, Spain and Panama. Consulting has been performed in Kazakhstan. Interest in the Center exceeds its capacity at this time. Efforts are underway to pursue additional funding.
- ✓ There is no E&G funding in this Center.
- ✓ No changes are recommended.
- ✓ Retain active status.

• **Questions for Centers and Institutes (C/I) Review**

***Mission and C/I activities***

***Please provide contact information, both for management and for budget information.***

Name of Center or Institute: Center for Innovative Collaboration in Medicine and Law

Address: Florida State University, 1115 W. Call Street, Tallahassee, FL 32306-4300

Phone: 850-645-9260

Director: Marshall B. Kapp, J.D., M.P.H.

Director e-mail address: marshall.kapp@med.fsu.edu

Phone: 850-645-9260

Budget and funding contact: Kelly Gallavan

Contact e-mail address: kelly.gallavan@med.fsu.edu

Phone: 850-645-9451

Web Link: <https://med.fsu.edu/medlaw>

If multidisciplinary, please list departments associated with C/I: College of Medicine and College of Law

***What is the Center's or Institute's mission statement?***

The Center for Innovative Collaboration in Medicine and Law fosters the development of a collaborative approach to the challenges facing the fields of medicine and law. The Center uses a patient/client-centered approach. When looking at patient/client-related issues, both disciplines of medicine and law have the same ethical principle of protecting the person's interest. This Center is dedicated to finding ways to ensure that law and medicine work together to better meet consumer and family needs. The Center will be a "solution shop"—a collaboration of medical and legal experts who will develop innovative approaches to dealing with complex issues regarding health care. In this way, the Center will not only serve to advance the practices of medicine and law, but also to influence policy decision makers.

***Briefly, what activities are consistently performed that move the C/I toward meeting its established mission? This section should also include activities related to meeting the State Board of Governor's mission. The State Board of Governors mission includes the following:***

1. Strengthen Quality and Reputation of Academic Programs and Universities
2. Increase Degree Productivity and Program Efficiency

3. Increase the Number of Degrees Awarded in STEM and Other Areas of Strategic Emphasis
4. Strengthen Quality and Reputation of Scholarship, Research and Innovation
5. Increase Research and Commercialization Activity
6. Increase Collaboration and External Support for Research Activity
7. Strengthen Quality and Recognition of Commitment to Community and Business Engagement
8. Increase Levels of Community and Business Engagement
9. Increase Community and Business Workforce

Activities:

- a Teaching: Conduct of medical-legal teaching of students in College of Medicine and College of Law
- b Regular Continuing Education programs for attorneys, physicians, and other health care professionals
- c Collaboration with other universities and non-profit organizations (national, state, and regional) on continuing education, research, and service projects
- d Oversight and mentoring of student Health Law organization activities at College of Medicine and College of Law
- e Conduct and dissemination of funded and unfunded scholarships

***Overall Status***

- What is the Center or Institute best known for?  
Source of accurate, balanced information about Health Law issues in Florida and nationally
- What is the greatest strength of the Center or Institute?  
Ability to routinely produce and disseminate high-quality educational and scholarly products
- What are the most significant challenges facing the Center or Institute?  
Obtaining a financial endowment

**Funding – •**

**Please provide the source and amount of expenditures from 2008-2009 to 2012-2013, using the following categories.**

<b>Expenditures</b>	<b>2008-2009</b>	<b>2011-2012</b>	<b>2012-2013</b>
University (E&G)	0	\$351,709.56	\$298,582.73
State (General Revenue Other than E&G)	0	\$5,963.52	\$8,119.81
State (C&G)	0	\$576.64	\$352.00
Federal	0	0	0
Local	0	0	0
Private / nonprofit organization	0	\$933.78	\$3,296.02
Endowment proceeds	0	0	0
Proceeds from patents or royalties	0	0	0
Sales from services or products	0	0	0
Others (specify)	0	0	0
<b>Total expenditures</b>	<b>0</b>	<b>\$359,183.50</b>	<b>\$310,350.56</b>

**Endowment Information**

Is the C/I supported in whole or in part by proceeds from an endowment? No

If so:

- What is the amount of the endowment?
- Where is the endowment managed?
- Does the C/I spend only interest earnings?
- Does the C/I spend part of the capital of the endowment?

**Contract and Grant Information**

	2008-2009	2011-2012	2012-2013
Number of proposals submitted	NA	4	3
Number of proposals funded	NA	1	1 (began July 2013)
Proposals Made Jointly with Individuals not Directly associated with the Center / Institute	NA	0	1
<b>Total amount of awards</b>		<b>\$1, 833</b>	<b>\$5,000</b>

- Are any of the contracts or grants multi-year? No
- How many years does the Center or Institute have left on any current contract or grant? none
- Have any contracts or grants been renewed during this reporting period? No. If yes, how many?

#### **Other Center or Institute Activities**

- Have any patents or royalties been generated? If so, please describe. No
- Has the Center or Institute applied for a patent that has not yet been granted? If so, please describe. None

Comments or additional information: n/a

#### ***Employment --***

##### **University Positions associated with your C/I**

	2008-2009	2011-2012	2012-2013
Number of Faculty (FTE)	NA	1	1
Number of A&P and USPS positions (FTE)	NA	2	2
<b>Total Positions</b>	NA	3	3

**Student Employment (include graduate and undergraduate)**

	2008-2009	2011-2012	2012-2013
Number of research assistants employed (FTE)	NA	0	0
Number of teaching assistants employed (FTE)	NA	0	0
Number of interns (with stipend or OPS)	NA	0	0
Number of interns (without pay)	NA	0	1
Total student positions	NA	0	1

**Other Student Financial Benefits (include graduate and undergraduate)**

	2008-2009	2008-2009	2011-2012	2011-2012	2012-2013	2012-2013
	<b>Number</b>	<b>\$ Amount</b>	<b>Number</b>	<b>\$ Amount</b>	<b>Number</b>	<b>\$ Amount</b>
Out of state tuition waivers	NA		0		0	
Student fellowships	NA		0		0	
Scholarships	NA		0		0	
Post-doctoral support	NA		0		0	
Amount of student travel support	NA		0		0	
Amount of registration for student conference attendance	NA		0		0	
Other support (specify)	NA		0		0	

Comments or additional information: n/a

***Research and Extension --***

*Note: Web-delivered and CD Rom publications are to be counted in these totals.*

**Publications (in Refereed Journals, Peer-Reviewed Books or Peer-Reviewed Chapters)**

Do not include those credited to the faculty member's primary academic department that are unrelated to the C/I mission.

	2008-2009	2011-2012	2012-2013
Number of faculty publications	NA	13	10
Number of student publications	NA	1	1
Number of publications authored jointly with other faculty at FSU	NA	3	0
Number of publications authored jointly with students in the C/I	NA	1	0
Number of publications authored jointly with faculty at locations other than FSU	NA	1	0

**Please have a list of relevant publications available if requested.**

### Other Publications and Conference Papers

	2008-2009	2011-2012	2012-2013
Number of extension or outreach publications	NA	0	0
Number of <u>national</u> conference papers submitted	NA	9	4
Number of <u>national</u> conference papers accepted	NA	9	4
Date, Conference and Name of presentation(s)	NA	Provided upon request	
Number of <u>regional</u> conference papers submitted		1	1
Number of <u>regional</u> conference papers accepted		1	1
Date, Conference and Name of presentation(s)		Provided upon request	

### Annual Report

Does the Center or Institute produce an annual report? If so, please have copies available or provide the web link.

[http://med.fsu.edu/userFiles/file/2014%20Newsletter%20\(1-15-14\).pdf](http://med.fsu.edu/userFiles/file/2014%20Newsletter%20(1-15-14).pdf)

### Student Publications

	2008-2009	2011-2012	2012-2013
Number of student theses credited to or associated with the C/I	NA	0	0
Number of dissertations	NA	0	0
Number of any other student papers	NA	0	0

### Professional Development and Assistance

#### Consulting

	2008-2009	2011-2012	2012-2013
Number of consulting contracts	NA	0	0
Name of consulting recipient(s)	NA	0	0
Consulting Subject or Topic	NA	0	0
Amount of funding provided through general funds of the C/I	NA	0	0
Amount of funding obtained through contract in addition to general C/I funds	NA	0	0

### Technical Assistance

	2008-2009	2011-2012	2012-2013
Number of technical assistance sessions or seminars offered	NA	0	0
Name of technical assistance recipient(s)	NA	0	0
Technical Assistance Subject or Topic	NA	0	0
Amount of Funding	NA	0	0

### Conferences or Symposia

- How many conferences or symposia has the Center or Institute sponsored or hosted during this reporting period. Please list.

#### 2011-2012

1. Grand Rounds, Admitting Medical Errors and Apologizing for Them – February 9, 2012
2. First Annual Conference, Making Health Law in the Sunshine State: Do (and Should) Ethics Influence Policy Making? – February 10, 2012
3. POLST statewide meeting – April 02, 2012
4. CME/CLE, Avoiding and Reacting to Medical Errors: Legal and Ethical Issues – April 14, 2012
5. National Healthcare Decisions Day Program– April 16, 2012

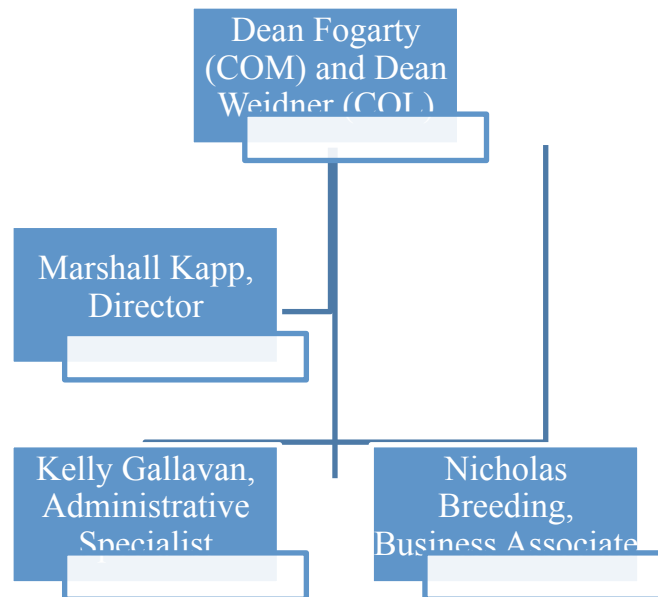
#### 2012-2013

1. U.S. Supreme Court Decision on the Affordable Care Act Briefing and Discussion – July 06, 2012
2. Lunch Rounds, Medical-Legal Implications of the recent Shooting Incident in Colorado: August 17, 2012
3. Student Symposium on the Baker Act – November 13, 2012
4. Lunch Rounds, Firearms Regulations as a Public Health Issue: Lessons from the Newton Tragedy – January 10, 2013
5. Second Annual Conference, Health Care Reform: Legal and Ethical Questions About Where We Go from Here – February 04, 2013
6. The Health Insurance Industry Response to the Affordable Care Act – April 08, 2013
7. CME/CLE, Helping Patients and Families Plan for Difficult Medical Choices: Death Panels or Good Medical Practice? – April 13, 2013
8. Consider the Conversation: A Documentary on a Taboo Subject – April 16, 2013

Comments or additional information: n/a

## ***Management***

- Please provide an organizational chart



- Is the Center or Institute legislatively created? No
- Does the Center or Institute have an advisory board? No How often are meetings held? Does the board manage the C/I or does it serve in an advisory capacity? Please describe and include a list of current members.
- How long has the director served? Since inception of the Center
- How does the directorship change hands? When the Director dies or retires
- Are there any issues associated with management transition? New Director would need to be recruited.
- If there are multiple sites, how are they administered? Who has final oversight?

Comments or additional information: n/a

## ***Additional Issues***

### **Issues facing the Center or Institute**

Need for endowment

## Overall Evaluation •

- ✓ Through teaching, continuing education, collaboration with other universities and presentations at numerous conferences, the Center for Innovative Collaboration in Medicine and Law is meeting its mission of finding ways to ensure that law and medicine work together to better meet consumer and family needs and develop innovative approaches to dealing with complex issues regarding health care. It provides important Continuing Education classes and offers an ability for collaboration between these two fields in other locations, both within Florida and nationally. Finally, it provides student scholarships.
- ✓ The ROI on E&G funding is 1:.04. That is, for each \$1 spent, \$1.04 is available to fund the Center.
- ✓ No changes are recommended
- ✓ Retain active status

•  
**Questions for Centers and Institutes (C/I) Review**

***Mission and C/I activities***

***Please provide contact information, both for management and for budget information.***

Name of Center or Institute: Institute of Sports Sciences and Medicine

Address: Florida State University, 1104 Spirit Way, Room 144, Tallahassee, FL  
32306-1490

Phone: 850-644-4796

Director: TBA

Director e-mail address:

Phone: 850-644-1281

Budget and funding contact: Barbara Koehler

Contact e-mail address: bkoehler@fsu.edu

Phone: 850-644-4236

Web Link: [www.chs.fsu.edu/ISSM](http://www.chs.fsu.edu/ISSM)

If multidisciplinary, please list departments associated with C/I:

***What is the Center's or Institute's mission statement?***

The Institute will serve as a multidisciplinary, developmental center, providing research and educational programs in sports sciences, sports medicine, athletic/human performance and injury prevention to the medical and scientific community and the general public.

***Briefly, what activities are consistently performed that move the C/I toward meeting its established mission? This section should also include activities related to meeting the State Board of Governor's mission. The State Board of Governors mission includes the following:***

1. Strengthen Quality and Reputation of Academic Programs and Universities
2. Increase Degree Productivity and Program Efficiency
3. Increase the Number of Degrees Awarded in STEM and Other Areas of Strategic Emphasis
4. Strengthen Quality and Reputation of Scholarship, Research and Innovation
5. Increase Research and Commercialization Activity

6. Increase Collaboration and External Support for Research Activity
7. Strengthen Quality and Recognition of Commitment to Community and Business Engagement
8. Increase Levels of Community and Business Engagement
9. Increase Community and Business Workforce

Activities:

***Overall Status***

- What is the Center or Institute best known for?  
Academics, Athletics, and private/corporate relationships
- What is the greatest strength of the Center or Institute?  
Academics, Athletics, and private/corporate relationships
- What are the most significant challenges facing the Center or Institute?  
0.50 FTE

***Funding –***

**Please provide the source and amount of expenditures from 2008-2009 to 2012-2013, using the following categories.  
Completed by fiscal year.**

<b>Expenditures</b>	<b>2008-2009</b>	<b>2011-2012</b>	<b>2012-2013</b>
University (E&G)	0	0	0
State (General Revenue Other than E&G)	0	0	0
State (C&G)	0	0	0
Federal	0	0	0
Local	0	0	0
Private / nonprofit organization	0	\$93,267	\$30,980
Endowment proceeds	0	0	0
Proceeds from patents or royalties	0	0	0
Sales from services or products	0	0	0
Others (specify)	0	0	0
<b>Total expenditures</b>	<b>\$0</b>	<b>\$93,267</b>	<b>\$30,980</b>

### Endowment Information

Is the C/I supported in whole or in part by proceeds from an endowment? No

If so:

- What is the amount of the endowment? N/A
- Where is the endowment managed? N/A
- Does the C/I spend only interest earnings? N/A
- Does the C/I spend part of the capital of the endowment? N/A

### Contract and Grant Information

	2008-2009	2011-2012	2012-2013
Number of proposals submitted	0	0	0
Number of proposals funded	0	0	0
Proposals Made Jointly with Individuals not Directly associated with the Center / Institute	0	0	0
<b>Total amount of awards</b>	<b>0</b>	<b>0</b>	<b>0</b>

- Are any of the contracts or grants multi-year?
- How many years does the Center or Institute have left on any current contract or grant?
- Have any contracts or grants been renewed during this reporting period? If yes, how many?

### Other Center or Institute Activities

- Have any patents or royalties been generated? If so, please describe.
- Has the Center or Institute applied for a patent that has not yet been granted? If so, please describe.

Comments or additional information: n/a

**Employment -- •**

**University Positions associated with your C/I**

	2008-2009	2011-2012	2012-2013
Number of Faculty (FTE)	0	0.5	0.5
Number of A&P and USPS positions (FTE)	0	0	0
<b>Total Positions</b>	<b>0</b>	<b>0.5</b>	<b>0.5</b>

**Student Employment (include graduate and undergraduate)  
(Completed by Academic Year – summer, fall, spring)**

	2008-2009	2011-2012	2012-2013
Number of research assistants employed (FTE)	0	0	0
Number of teaching assistants employed (FTE)	0	0	0
Number of interns (with stipend or OPS)	0	1	2
Number of interns (without pay)	0	0	0
Total student positions	0	1	2

**Other Student Financial Benefits (include graduate and undergraduate)**

	2008-2009	2008-2009	2011-2012	2011-2012	2012-2013	2012-2013
	Number	\$ Amount	Number	\$ Amount	Number	\$ Amount
Out of state tuition waivers	0	0	0	0	0	0
Student fellowships	0	0	0	0	0	0
Scholarships	0	0	1	\$4,300	0	0
Post-doctoral support	0	0	0	0	0	0
Amount of student travel support	0	0	0	0	0	0
Amount of registration for student conference attendance	0	0	0	0	0	0
Other support (specify)	0	0	0	0	0	0

Comments or additional information: n/a

***Research and Extension --***

*Note: Web-delivered and CD Rom publications are to be counted in these totals.*

**Publications (in Refereed Journals, Peer-Reviewed Books or Peer-Reviewed Chapters)**

Do not include those credited to the faculty member's primary academic department that are unrelated to the C/I mission.

	2008-2009	2011-2012	2012-2013
Number of faculty publications	0	0	0
Number of student publications	0	0	0
Number of publications authored jointly with other faculty at FSU	0	0	0
Number of publications authored jointly with students in the C/I	0	1	1
Number of publications authored jointly with faculty at locations other than FSU	0	0	0

**Please have a list of relevant publications available if requested.**

### Other Publications and Conference Papers

	2008-2009	2011-2012	2012-2013
Number of extension or outreach publications	0	0	0
Number of <u>national</u> conference papers submitted	0	5	2
Number of <u>national</u> conference papers accepted	0	4	2
Date, Conference and Name of presentation(s)	0	Available upon request	Available upon request
Number of <u>regional</u> conference papers submitted	0	3	1
Number of <u>regional</u> conference papers accepted	0	2	1
Date, Conference and Name of presentation(s)	0	Available upon request	Available upon request

### Annual Report

Does the Center or Institute produce an annual report? If so, please have copies available or provide the web link. None

### Student Publications

	2008-2009	2011-2012	2012-2013
Number of student theses credited to or associated with the C/I	0	2	1
Number of dissertations	0	0	1
Number of any other student papers	0	0	1

## Professional Development and Assistance

### Consulting

	2008-2009	2011-2012	2012-2013
Number of consulting contracts	0	0	0
Name of consulting recipient(s)	0	0	0
Consulting Subject or Topic	0	0	0
Amount of funding provided through general funds of the C/I	0	0	0
Amount of funding obtained through contract in addition to general C/I funds	0	0	0

### Technical Assistance

	2008-2009	2011-2012	2012-2013
Number of technical assistance sessions or seminars offered	0	0	0
Name of technical assistance recipient(s)	0	0	0
Technical Assistance Subject or Topic	0	0	0
Amount of Funding	0	0	0

### Conferences or Symposia

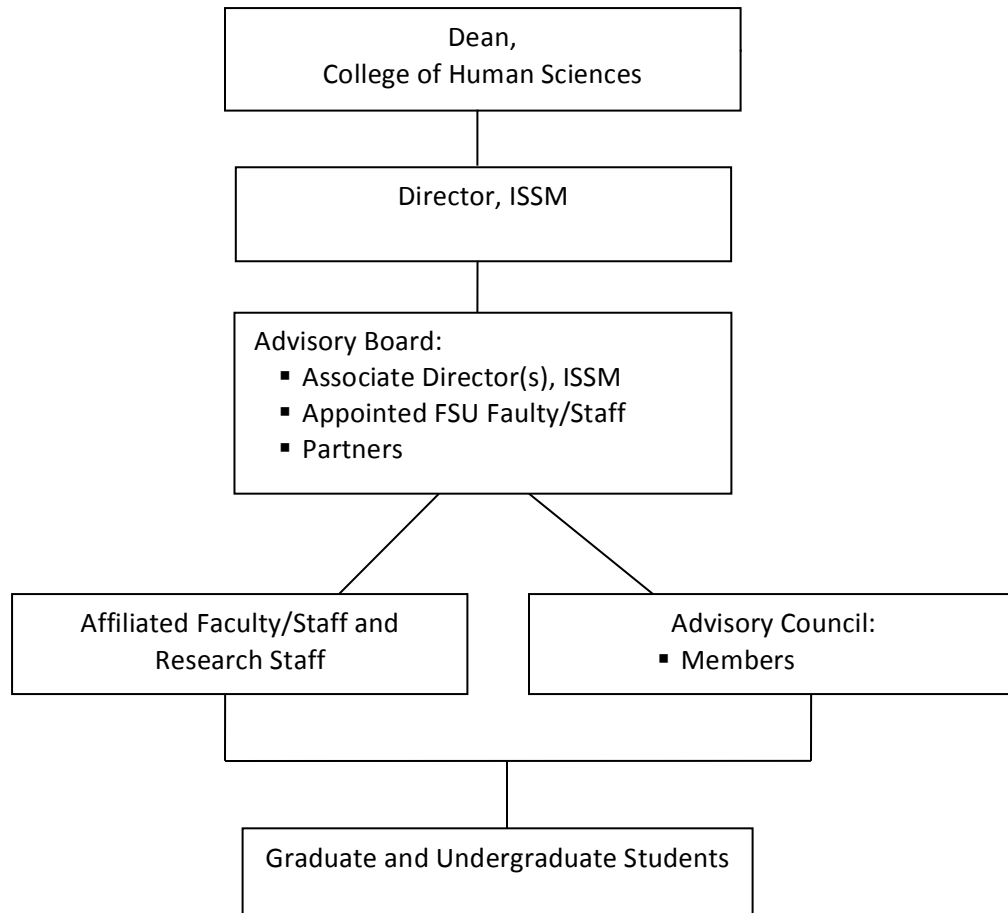
- How many conferences or symposia has the Center or Institute sponsored or hosted during this reporting period. Please list.
- Capital City Sports Summit, Tallahassee, FL, FSU June 2012

Comments or additional information: n/a

**Management** •

- Please provide an organizational chart

**FSU ISSM Organizational Chart**



- Is the Center or Institute legislatively created?

**No**

- Does the Center or Institute have an advisory board?

**Yes.**

Michele Garber, MS, ATC, LAT. Nutrition, Food and Exercise Sciences

Angela Sehgal, EdD, ATC, LAT. Nutrition, Food and Exercise Sciences

Jon Jost, MS, CSCS. Director of Strength and Conditioning

Steve E. Jordan, MD. Orthopedic Surgeon, Sports Medicine, Tallahassee Orthopedic Clinic

Daniel J. Van Durme, MD. Professor and Chair, College of Medicine

Robert C. Ecklund, PhD. Professor, Sports Psychology  
Thomas C. Haney, MD. Orthopedic Surgeon, Sports Medicine, Tallahassee Orthopedic Clinic  
Ashley Willobee, Arthrex, Inc. Research Consultant

- Does the board manage the C/I or does it serve in an advisory capacity? Please describe and include a list of current members.

**Advisory.**

- How long has the director served?

**4 yrs.**

- How does the directorship change hands?

**Serves at the pleasure of the Dean, College of Human Sciences, FSU**

- Are there any issues associated with management transition?

**No**

- If there are multiple sites, how are they administered? Who has final oversight?

**NA**

Comments or additional information: n/a

### ***Additional Issues***

None.

### **Overall Evaluation**

- ✓ The Institute will serve as a multidisciplinary, developmental center, providing research and educational programs in sports sciences, sports medicine, athletic/human performance and injury prevention to the medical and scientific community and the general public. It does not currently have a Director and its funding is small. It is expected activities and fundraising will begin again upon appointment of a new Director.
- ✓ There is no E&G associated with the Institute.
- ✓ No changes are recommended. If the new director, once appointed, desires changes, they will be managed within the Institute.
- ✓ Retain active status

- **Questions for Centers and Institutes (C/I) Review**

***Mission and C/I activities***

***Please provide contact information, both for management and for budget information.***

Name of Center or Institute: Institute for Digital Information and Scientific Communication (iDigInfo)

Address: School of Information, Shores Building, Box 2100

Phone: 850-644-2869

Director: Gregory A. Riccardi

Director e-mail address: griccardi@fsu.edu

Phone: 850-644-2869

Budget and funding contact: Ellen Harman

Contact e-mail address: Ellen.Harman@cci.fsu.edu

Phone: 850-644-8105

Web Link: <https://www.idiginfo.org/>

If multidisciplinary, please list departments associated with

C/I: School of Information, Department of Biological Science

***What is the Center's or Institute's mission statement?***

The Institute will create repositories of information of particular interest to one or more research disciplines, make the information accessible to interested parties, and foster improvements in scientific communication. We will develop and apply analysis and organization methods to create decision support systems for the individual disciplines. The Institute activities will advance the science of information analysis and organization, improve the research capabilities of research disciplines, and engage students in research and communication activities.

***Briefly, what activities are consistently performed that move the C/I toward meeting its established mission? This section should also include activities related to meeting the State Board of Governor's mission. The State Board of Governors mission includes the following:***

1. Strengthen Quality and Reputation of Academic Programs and Universities

2. Increase Degree Productivity and Program Efficiency
3. Increase the Number of Degrees Awarded in STEM and Other Areas of Strategic Emphasis
4. Strengthen Quality and Reputation of Scholarship, Research and Innovation
5. Increase Research and Commercialization Activity
6. Increase Collaboration and External Support for Research Activity
7. Strengthen Quality and Recognition of Commitment to Community and Business Engagement
8. Increase Levels of Community and Business Engagement
9. Increase Community and Business Workforce

#### Activities:

- a. Perform research in Digital Information Management
- b. Organize and run national and international workshops
- c. Publish papers in national and international venues
- d. Educate students and staff in proper use of technology and other skills
- e. Interact with regional, national and international institutions and organizations to contribute to a better understanding and use of information resources
- f. Create national and international communities of practice in support of information management in specific domains.

#### ***Overall Status***

- What is the Center or Institute best known for?  
The contributions to
  - 1) The National Science Foundation's Advancing the Digitization of Biodiversity Collections project ([http://www.nsf.gov/funding/pgm\\_summ.jsp?pims\\_id=503559](http://www.nsf.gov/funding/pgm_summ.jsp?pims_id=503559)) through the iDigBio project in collaboration with the University of Florida and the Florida Museum of Natural History (<https://www.idigbio.org>).
  - 2) The Military Suicide Research Consortium (<https://www.msrc.fsu.edu>) as the leader of Core B: Information Management and Scientific Communication (<http://msrc.idiginfo.org>).
  - 3) Our collaboration with the College of Medicine in creating the infrastructure necessary to support research in medical informatics.

- What is the greatest strength of the Center or Institute?  
information management techniques and tools. Our staff makes it possible for us to achieve this goal. We are particularly known for building of communities of practice in the digitization of natural history collections through the iDigBio project.

- What are the most significant challenges facing the Center or Institute?

We are dependent on external project funding for our existence. The funding for iDigBio from the NSF is very stable. We have 2 years remaining on our current 5 year contract and have been invited to apply for a 5 year renewal this year. However, the MSRC funding has ended and our funding for medical informatics is short-term. Sustaining the staff beyond 2014 will require additional funding.

### ***Funding –***

**Please provide the source and amount of expenditures from 2008-2009 to 2012-2013, using the following categories.**

<b>Expenditures</b>	<b>2008-2009</b>	<b>2011-2012</b>	<b>2012-2013</b>
University (E&G)	N/A	0	0
State (General Revenue Other than E&G)	N/A	0	0
State (C&G)	N/A	0	0
Federal	N/A	\$1,400,000	\$1,600,000
Local	N/A	0	0
Private / nonprofit organization	N/A	0	0
Endowment proceeds	N/A	0	0
Proceeds from patents or royalties	N/A	0	0
Sales from services or products	N/A	0	0
Others (specify)	N/A	0	0
<b>Total expenditures</b>	<b>N/A</b>	<b>\$1,400,000</b>	<b>\$1,600,000</b>

### **Endowment Information**

Is the C/I supported in whole or in part by proceeds from an endowment?

If so:

- What is the amount of the endowment?
- Where is the endowment managed?

- Does the C/I spend part of the capital of the endowment?

### Contract and Grant Information

	2008-2009	2011-2012	2012-2013
Number of proposals submitted	N/A	1	3
Number of proposals funded	N/A	1	1
Proposals Made Jointly with Individuals not Directly associated with the Center / Institute	N/A	0	2
<b>Total amount of awards</b>	<b>N/A</b>	<b>\$700,000</b>	<b>\$800,000</b>

\*In addition to the grants listed above, \$2 million was obtained prior to 2011-2012.

- Are any of the contracts or grants multi-year?
- How many years does the Center or Institute have left on any current contract or grant?  
  
2 years remaining on the NSF iDigBio award  
1 year remaining on internal funding for health informatics award
- Have any contracts or grants been renewed during this reporting period?  
If yes, how many?  
  
The NSF iDigBio award is renewed annually

### Other Center or Institute Activities

- Have any patents or royalties been generated? If so, please describe.  
  
No
- Has the Center or Institute applied for a patent that has not yet been granted? If so, please describe.  
  
No

Comments or additional information: n/a

*Employment --*

**University Positions associated with your C/I**

	2008-2009	2011-2012	2012-2013
Number of Faculty (FTE)	N/A	4.8	3
Number of A&P and USPS positions (FTE)	N/A	4	2
<b>Total Positions</b>	<b>N/A</b>	<b>8.8</b>	<b>5</b>

**Student Employment (include graduate and undergraduate)**

	2008-2009	2011-2012	2012-2013
Number of research assistants employed (FTE)	N/A	1	1
Number of teaching assistants employed (FTE)	N/A	0	0
Number of interns (with stipend or OPS)	N/A	5	4
Number of interns (without pay)	N/A	0	0
Total student positions	N/A	6	5

**Other Student Financial Benefits (include graduate and undergraduate)**

	2008-2009	2008-2009	2011-2012	2011-2012	2012-2013	2012-2013
	<b>Number</b>	<b>\$ Amount</b>	<b>Number</b>	<b>\$ Amount</b>	<b>Number</b>	<b>\$ Amount</b>
Out of state tuition waivers			1	\$5,800	1	\$5,800
Student fellowships						
Scholarships						
Post-doctoral support						
Amount of student travel support						
Amount of registration for student conference attendance						
Other support (specify)						

Comments or additional information: n/a

***Research and Extension --***

*Note: Web-delivered and CD Rom publications are to be counted in these totals.*

**Publications (in Refereed Journals, Peer-Reviewed Books or Peer-Reviewed Chapters)**

Do not include those credited to the faculty member's primary academic department that are unrelated to the C/I mission.

	2008-2009	2011-2012	2012-2013
Number of faculty publications		5	3
Number of student publications			
Number of publications authored jointly with other faculty at FSU			
Number of publications authored jointly with students in the C/I		3	1
Number of publications authored jointly with faculty at locations other than FSU		2	2

**Please have a list of relevant publications available if requested.**

### Other Publications and Conference Papers

	2008-2009	2011-2012	2012-2013
Number of extension or outreach publications			
Number of <u>national</u> conference papers submitted		4	5
Number of <u>national</u> conference papers accepted		4	5
Date, Conference and Name of presentation(s)			
Number of <u>regional</u> conference papers submitted			
Number of <u>regional</u> conference papers accepted			
Date, Conference and Name of presentation(s)			

### Annual Report

Does the Center or Institute produce an annual report? No. If so, please have copies available or provide the web link.

**Student Publications: None**

	2008-2009	2011-2012	2012-2013
Number of student theses credited to or associated with the C/I			
Number of dissertations			
Number of any other student papers			

**Professional Development and Assistance****Consulting: None**

	2008-2009	2011-2012	2012-2013
Number of consulting contracts			
Name of consulting recipient(s)			
Consulting Subject or Topic			
Amount of funding provided through general funds of the C/I			
Amount of funding obtained through contract in addition to general C/I funds			

**Technical Assistance: None**

	2008-2009	2011-2012	2012-2013
Number of technical assistance sessions or seminars offered			
Name of technical assistance recipient(s)			
Technical Assistance Subject or Topic			
Amount of Funding			

**Conferences or Symposia**

- How many conferences or symposia has the Center or Institute sponsored or hosted during this reporting period. Please list.

The Institute, in association with the iDigBio group at the University of Florida has sponsored, organized and conducted more than 30 workshops and symposia. The list of workshops can be found at [https://www.idigbio.org/wiki/index.php/IDigBio\\_Workshops](https://www.idigbio.org/wiki/index.php/IDigBio_Workshops)

Comments or additional information: n/a

***Management***

- Please provide an organizational chart

Director: Dr. Greg Riccardi

- Is the Center or Institute legislatively created?

No

- Does the Center or Institute have an advisory board? How often are meetings held? Does the board manage the C/I or does it serve in an advisory capacity? Please describe and include a list of current members.

No

- How long has the director served?

Since the Institute was founded in 2010.

- How does the directorship change hands?

No plans are in place

- Are there any issues associated with management transition?

- If there are multiple sites, how are they administered? Who has final oversight?

Comments or additional information: n/a

### ***Additional Issues***

#### **Issues facing the Center or Institute**

None.

### **Overall Evaluation**

- ✓ The Institute for Digital Information and Scientific Communication is meeting its mission of advancing the science of information analysis and organization, improving the research capabilities of research disciplines, and engaging students in research and communication activities. It is most well known for The National Science Foundation's Advancing the Digitization of Biodiversity Collections project and its participation in The Military Suicide Research Consortium. In addition, faculty and students are employed by the Institute, offering research opportunities resulting in journal articles and conference presentations. In order to maintain the current level of staff, however, additional sources of funding need to be obtained.
- ✓ There is no E&G funding associated with this Institute.
- ✓ No changes are recommended.
- ✓ Retain active status.

## Questions for Centers and Institutes (C/I) Review

### *Mission and C/I activities*

***Please provide contact information, both for management and for budget information.***

Name of Center or Institute: Florida-Costa Rica Linkage Institute

Address:

Florida State University  
5500 A University Center  
282 Champions Way  
Tallahassee, FL 32306

Phone: (850) 644-3272

Director: Gisela Fisher

Director e-mail address: gfisher@fsu.edu

Phone: (850) 644-7217

Budget and funding contact: (N/A)

Contact e-mail address:

Phone:

Web Link:

If multidisciplinary, please list departments associated with C/I: N/A

### ***What is the Center's or Institute's mission statement?***

The goals of the Florida-Costa Rica Linkage Institute (FLORICA) are to assist in the development, promotion and support of commercial, cultural, and academic linkages between Florida and Costa Rica. FLORICA's only activity is to evaluate and potentially waive the out-of-state tuition fees for Costa Rican students in Florida's university system. In-state tuition must be paid.

***Briefly, what activities are consistently performed that move the C/I toward meeting its established mission? This section should also include activities related to meeting the State Board of Governor's mission. The State Board of Governors mission includes the following:***

1. Strengthen Quality and Reputation of Academic Programs and Universities
2. Increase Degree Productivity and Program Efficiency
3. Increase the Number of Degrees Awarded in STEM and Other Areas of Strategic Emphasis

4. Strengthen Quality and Reputation of Scholarship, Research and Innovation
5. Increase Research and Commercialization Activity
6. Increase Collaboration and External Support for Research Activity
7. Strengthen Quality and Recognition of Commitment to Community and Business Engagement
8. Increase Levels of Community and Business Engagement
9. Increase Community and Business Workforce

Activities:

- a. Provide information and the tuition waivers for students.

***Overall Status***

- What is the Center or Institute best known for? For providing tuition waivers for Costa Rican students studying at a public Florida university.
- What is the greatest strength of the Center or Institute? The financial benefit that it provides to the students.
- What are the most significant challenges facing the Center or Institute? None at the moment.

***Funding –***

**Please provide the source and amount of expenditures from 2008-2009 to 2012-2013, using the following categories.**

<b>Expenditures</b>	<b>2008-2009</b>	<b>2011-2012</b>	<b>2012-2013</b>
University (E&G)	N/A	N/A	N/A
State (General Revenue Other than E&G)	N/A	N/A	N/A
State (C&G)	N/A	N/A	N/A
Federal	N/A	N/A	N/A
Local	N/A	N/A	N/A
Private / nonprofit organization	N/A	N/A	N/A
Endowment proceeds	N/A	N/A	N/A
Proceeds from patents or royalties	N/A	N/A	N/A
Sales from services or products	N/A	N/A	N/A
Others (specify)	N/A	N/A	N/A

	N/A	N/A	N/A
<b>Total expenditures</b>	<b>N/A</b>	<b>N/A</b>	<b>N/A</b>

### Endowment Information

Is the C/I supported in whole or in part by proceeds from an endowment?

If so:

- What is the amount of the endowment?
- Where is the endowment managed?
- Does the C/I spend only interest earnings?
- Does the C/I spend part of the capital of the endowment?

### Contract and Grant Information

	2008-2009	2011-2012	2012-2013
Number of proposals submitted	N/A	N/A	N/A
Number of proposals funded	N/A	N/A	N/A
Proposals Made Jointly with Individuals not Directly associated with the Center / Institute	N/A	N/A	N/A
<b>Total amount of awards</b>	<b>N/A</b>	<b>N/A</b>	<b>N/A</b>

- Are any of the contracts or grants multi-year?
- How many years does the Center or Institute have left on any current contract or grant?
- Have any contracts or grants been renewed during this reporting period? If yes, how many?

### Other Center or Institute Activities

- Have any patents or royalties been generated? If so, please describe.
- Has the Center or Institute applied for a patent that has not yet been granted? If so, please describe.

Comments or additional information: n/a

***Employment --***

**University Positions associated with your C/I**

	2008-2009	2011-2012	2012-2013
Number of Faculty (FTE)	N/A	N/A	N/A
Number of A&P and USPS positions (FTE)	N/A	N/A	Minimal time of existing staff
<b>Total Positions</b>	N/A	N/A	Minimal

**Student Employment (include graduate and undergraduate)**

	2008-2009	2011-2012	2012-2013
Number of research assistants employed (FTE)	N/A	N/A	N/A
Number of teaching assistants employed (FTE)	N/A	N/A	N/A
Number of interns (with stipend or OPS)	N/A	N/A	N/A
Number of interns (without pay)	N/A	N/A	N/A
Total student positions	N/A	N/A	N/A

**Other Student Financial Benefits (include graduate and undergraduate)**

	2010-2011	2010-2011	2011-2012	2011-2012	2012-2013	2012-2013
	<b>Number</b>	<b>\$ Amount</b>	<b>Number</b>	<b>\$ Amount</b>	<b>Number</b>	<b>\$ Amount</b>
Out of state tuition waivers	285	*	351	*	408	*
Student fellowships	N/A	N/A	N/A	N/A	N/A	N/A
Scholarships	N/A	N/A	N/A	N/A	N/A	N/A
Post-doctoral support	N/A	N/A	N/A	N/A	N/A	N/A
Amount of student travel support	N/A	N/A	N/A	N/A	N/A	N/A
Amount of registration for student conference attendance	N/A	N/A	N/A	N/A	N/A	N/A
Other support (specify)	N/A	N/A	N/A	N/A	N/A	N/A

\*The exact amount of the waivers is not known. Each university in the public university system sets its own tuition.

Comments or additional information: Amount of credit hours given per year (fall, spring, summer terms)

***Research and Extension --***

*Note: Web-delivered and CD Rom publications are to be counted in these totals.*

**Publications (in Refereed Journals, Peer-Reviewed Books or Peer-Reviewed Chapters)**

Do not include those credited to the faculty member's primary academic department that are unrelated to the C/I mission.

	2008-2009	2011-2012	2012-2013
Number of faculty publications	N/A	N/A	N/A
Number of student publications	N/A	N/A	N/A
Number of publications authored jointly with other faculty at FSU	N/A	N/A	N/A
Number of publications authored jointly with students in the C/I	N/A	N/A	N/A
Number of publications authored jointly with faculty at locations other than FSU	N/A	N/A	N/A

**Please have a list of relevant publications available if requested.**

### Other Publications and Conference Papers

	2008-2009	2011-2012	2012-2013
Number of extension or outreach publications	N/A	N/A	N/A
Number of <u>national</u> conference papers submitted	N/A	N/A	N/A
Number of <u>national</u> conference papers accepted	N/A	N/A	N/A
Date, Conference and Name of presentation(s)	N/A	N/A	N/A
Number of <u>regional</u> conference papers submitted	N/A	N/A	N/A
Number of <u>regional</u> conference papers accepted	N/A	N/A	N/A
Date, Conference and Name of presentation(s)	N/A	N/A	N/A

### Annual Report

Does the Center or Institute produce an annual report? If so, please have copies available or provide the web link.

## Student Publications

	2008-2009	2011-2012	2012-2013
Number of student theses credited to or associated with the C/I	N/A	N/A	N/A
Number of dissertations	N/A	N/A	N/A
Number of any other student papers	N/A	N/A	N/A

## Professional Development and Assistance

### Consulting

	2008-2009	2011-2012	2012-2013
Number of consulting contracts	N/A	N/A	N/A
Name of consulting recipient(s)	N/A	N/A	N/A
Consulting Subject or Topic	N/A	N/A	N/A
Amount of funding provided through general funds of the C/I	N/A	N/A	N/A
Amount of funding obtained through contract in addition to general C/I funds	N/A	N/A	N/A

### Technical Assistance

	2008-2009	2011-2012	2012-2013
Number of technical assistance sessions or seminars offered	N/A	N/A	N/A
Name of technical assistance recipient(s)	N/A	N/A	N/A
Technical Assistance Subject or Topic			
Amount of Funding			

### Conferences or Symposia

- How many conferences or symposia has the Center or Institute sponsored or hosted during this reporting period. Please list.

Comments or additional information: n/a

### *Management*

- Please provide an organizational chart N/A
- Is the Center or Institute legislatively created? N/A
- Does the Center or Institute have an advisory board? How often are meetings held? N/A  
Does the board manage the C/I or does it serve in an advisory capacity? Please describe and include a list of current members. N/A
- How long has the director served? N/A
- How does the directorship change hands? N/A
- Are there any issues associated with management transition? N/A
- If there are multiple sites, how are they administered? Who has final oversight? N/A

Comments or additional information: n/a

### *Additional Issues*

#### Issues facing the Center or Institute

None.

## **Overall Evaluation**

- ✓ The Florida-Costa Rica Linkage Institute (FLORICA) is meeting its mission to assist in the development, promotion and support of commercial, cultural, and academic linkages between Florida and Costa Rica. FLORICA's scope is small but provides a valuable service for those Costa Rican students who receive the out-of-state tuition waivers. That assistance is important in allowing them to study in Florida.
- ✓ There are no expenditures per se so there is no ROI on E&G expenditures.
- ✓ No changes are recommended.
- ✓ Retain active status.